

Stainless Steel HX7.4P.H Pallet Scale

Precise weighing of loads on pallets carried out in moist environment and at direct contact with water












Transport-supporting casters



Bar graph is a graphic visualisation of current mass

HX7.4P.600.H

Functions

- | | | | | |
|---|--|---|--|--|
|  Parts counting |  Percent weighing |  Alibi memory |  Databases |  Formulations |
|  Dosing |  In-built battery |  Replaceable units |  Multilingual menu | |

Features

Precise weighing results in industrial conditions

Advanced HX7 multifunctional scale enables fast and precise mass measurements in challenging industrial conditions.

Reliability and safety

Robust stainless steel construction and high ingress protection allow to operate the scale in moist environment and at direct contact with water.

Versatility of use

HX7 scale can be applied in various industry areas, apart from standard weighing processes it allows to carry out parts counting, dosing, formulations.

Compatibility with PUE HX7 indicator

The scale can be operated via advanced PUE HX5.EX terminal with a hermetic stainless steel housing. The terminal features 7" colour graphic LCD and a membrane keyboard.

Communication Interfaces

The terminal is equipped with RS 322, RS 485, USB, Ethernet, digital inputs/ outputs and analog output. This enables cooperation with external devices: barcode scanners, printers, external displays, control buttons, light signalling towers, other controlling/signalling devices, systems for automatic process control and superior IT systems. It is possible due to the implemented complex character-based communication protocol.

Diodes

Diode bar graph YESes top part of the operation panel, it consists of 9 red and green diode fields. Bar graph is a graphic visualisation informing on current net weight of a product in comparison with the scale range. The terminal features 3 working modes: 'linear', 'weighing thresholds signalling' and 'checkweighing'. The bar graph significantly increases the comfort of terminal operation during piecework in food industry when fast and unambiguous presentation of product mass deviation in comparison with the declared min and max values is crucial.

Multifunctional Software

Terminal software allows carrying out processes such as weighing, parts counting, dosing, and percent weighing.

Terminal's system of information is based on databases (such as: users, products, weighings, packaging, formulations, customers) and ALIBI memory which guarantees stored data safety. When creating the software a great emphasis was placed on its functionality and ergonomics. This resulted in increased comfort of terminal operation.

Technical Specifications

	HX7.4P.600.H	HX7.4P.1500.H*	HX7.4P.3000.H*
Maximum capacity [Max]	600 kg	1500 kg	3000 kg
Minimum capacity	4 kg	10 kg	20 kg
Readability [d]	200 g	500 g	1000 g
Max readability for non-verified scale	200 g	500 g	1000 g
Verification unit [e]	200 g	500 g	1000 g
Tare range	-600 kg	-1500 kg	-3000 kg
Verification	Tak	Tak	Tak
OIML class	III	III	III
Max number of platforms	2	2	2
Platform material	AISI304 stainless steel	AISI304 stainless steel	AISI304 stainless steel
Weighing pan material	AISI304 stainless steel	AISI304 stainless steel	AISI304 stainless steel
Indicator fastening	cable (K) 3 meters	cable (K) 3 meters	cable (K) 3 meters
Display	7" graphic display	7" graphic display	7" graphic display
Keyboard	membrane, 22-key	membrane, 22-key	membrane, 22-key
Indicator type	PUE HX7	PUE HX7	PUE HX7
Ingress protection - platform	IP 68	IP 68	IP 68
Ingress protection - indicator	IP 66/68	IP 66/68	IP 66/68
RS232	1	1	1
USB	1	1	1
Ethernet	1	1	1
IN / OUT	4 × IN / 4 × OUT	4 × IN / 4 × OUT	4 × IN / 4 × OUT
RS232 **	2	2	2
RS485 **	1	1	1
USB **	1	1	1
IN / OUT **	12 × IN / 12 × OUT	12 × IN / 12 × OUT	12 × IN / 12 × OUT
AN module **	1 × 4-20mA, 0-10V	1 × 4-20mA, 0-10V	1 × 4-20mA, 0-10V
Power supply	100 ÷ 240 V AC 50 ÷ 60 Hz	100 ÷ 240 V AC 50 ÷ 60 Hz	100 ÷ 240 V AC 50 ÷ 60 Hz
Optional power supply **	12-24 V DC	12-24 V DC	12-24 V DC
Max Power consumption	25 W	25 W	25 W
Operating temperature	-10 ÷ +40 °C	-10 ÷ +40 °C	-10 ÷ +40 °C
Relative humidity ***	10 ÷ 85%	10 ÷ 85%	10 ÷ 85%
Transport and storage temperature	-10 ÷ +50 °C	-10 ÷ +50 °C	-10 ÷ +50 °C
Weighing pan dimensions	860 × 1200 mm	860 × 1200 mm	860 × 1200 mm
Net weight ****	46,7 kg	46,7 kg	46,7 kg
Gross weight ****	85,5 kg	85,5 kg	85,5 kg
Packaging dimensions	140 × 90 × 55 cm	140 × 90 × 55 cm	140 × 90 × 55 cm

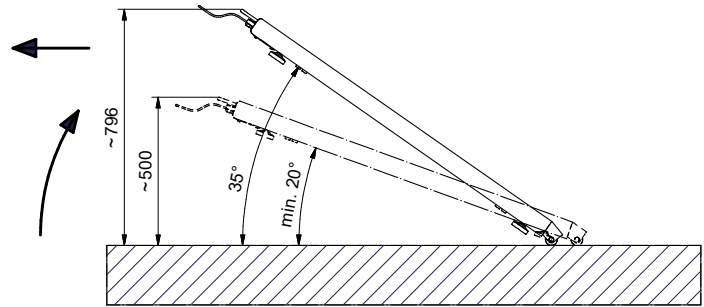


* possibility to make the device a dual range weighing model

** optional design

*** non-condensing conditions

**** mass of the packaging containing the PUE HX7 indicator and the platform

Dimensions



Transport of the pallet scale using casters and handles.

Accessories

Peripheral Devices

- Epson dot matrix printer
- Zebra labellers
- WWG-2/4 large-size display
- LCD – WD-4/3 display (backlit)
- stack light
- control buttons
- transponder card scanner
- barcode scanner

Cables, Converters

- PT0019 2m cable (5, 10m optionally) – for Citizen and Epson printers
- PT0022 2m cable (5, 10m optionally) – for ZEBRA printers (later models)
- PT0232 2m cable (5, 10m optionally) – for ZEBRA (older models), INTERMEC and ELTRON printers
- PT0020 2m cable (5, 10m optionally) – for computer
- PT0087 cable (M12 4P) 1.7m – for USB printer
- PT0238 1.7m cable – for printer (A-B)
- PT0084 (M12 4P) 1.7m cable – for USB adapter
- PT0383 2m cable (5, 10m optionally) – for RS485
- PT0256 2m cable (5, 10m optionally) – for IN/OUT

Dedicated Software

R-LAB

- collecting measurements
- carrying out statistical analysis of measurements
- customized graphs and reports

Label Editor R02

- designing label templates
- sending graphics and fonts to label printers
- printing label templates using connected printers

E2R Weighing Records

- complete, automated databases synchronization
- fully supported processes of labelling and parts counting
- record of weighings, weighings archiving
- basic and advanced (with graphs) reports

RAD KEY

- Establishing cooperation between a weighing instrument and a computer

LabView Driver

- operation of RADWAG balances in LabView environment

R.Barcode

- The basic function software is presentation of the data sent by barcode scanners connected to PC via USB or RS232

Radwag Development Studio

- presentation of functions (and subfunctions) of communication protocol (Common Communication Protocol)
- possibility of connection with weighing equipment on which each function is carried out,
- library with mass control, contained within the development environment
- complete documentation of the communication protocol
- set of user manuals for different solutions addressed for programmers employed in companies using RADWAG-manufactured weighing equipment

RADWAG Connect

- establishing communication with all balances, scales and weighing modules using Common Communication Protocol
- communication via local network,
- support of basic functions
- auto searching for devices
- connecting with few devices simultaneously, swapping between them
- clear list of connected platforms
- record of measurements in the program,
- export of carried out measurements to CSV file,
- work performed using freely selected device with Windows 10