

C315.4P2 Beam Scale

Precise weighing of large loads and pallets











Transport-supporting handles



PUE C315 indicator with LCDdisplay in ABS housing

C315.4P2.3000.C

Functions

-  Parts counting
-  Percent weighing
-  Totalizing
-  In-built battery
-  Replaceable units
-  +/- control
-  Animal weighing
-  Peak hold

Features

Precise Weighing Results in Industrial Conditions

Mass measurement carried out using 4 load cells guarantees weighing accuracy regardless positioning of the load on the platform. The scale ensures precise and fast mass measurement in industrial conditions.

Reliability and Safety

Robust design of powder coated platform enables measurement of large load ensuring durability and robustness during everyday operation.

Special-Purpose Scale

Unique two-element construction for weighing pallets and other types of loads. Customization of beams arrangement enables weighing loads of various shapes and dimensions. Two optional beams (available at additional charge) allow to weight large-size loads.

Cooperation with PUE C315 Indicator

The scale can be operated via uncomplicated and reliable PUE C315 indicator housed in an ABS housing.

Uncomplicated Operation and Clear Presentation of Indications

Due to a backlit LCD display the measurement result is clearly visible. Easy operation enables fast and reliable measurements to be carried out even by an inexperienced operator.

Uninterrupted Operation due to an Internal Battery

Integrated battery of the weighing indicator enables several hours long mobile operation.

Ergonomics and Comfort of Operation

With use of a long cable it is possible to locate the indicator in a place facilitating convenient operation or on the wall. An additional accessory enables placing the indicator on a stand. Good quality handles allow to easily transport the scale.

Technical Specifications

	C315.4P2.600.C	C315.4P2.1500.C	C315.4P2.3000.C
Maximum capacity [Max]	600 kg	1500 kg	3000 kg
Minimum capacity	4 kg	10 kg	20 kg
Readability [d]	200 g	500 g	1000 g
Max readability for non-verified scale	200 g	500 g	1000 g
Verification unit [e]	200 g	500 g	1000 g
Tare range	-600 kg	-1500 kg	-3000 kg
Verification	Yes	Yes	Yes
OIML class	III	III	III
Platform material	St3S powder-coated steel	St3S powder-coated steel	St3S powder-coated steel
Weighing pan material	St3S powder-coated steel	St3S powder-coated steel	St3S powder-coated steel
Indicator fastening	on 3 m cable	on 3 m cable	on 3 m cable
Display	LCD (with backlight)	LCD (with backlight)	LCD (with backlight)
Keyboard	5 keys	5 keys	5 keys
Indicator	PUE C315	PUE C315	PUE C315
Ingress protection - design	IP 65	IP 65	IP 65
Ingress protection - indicator	IP 43	IP 43	IP 43
RS 232	1	1	1
Wi-Fi	1	1	1
RS 232*	1	1	1
Power supply	100 ÷ 240 V AC 50 ÷ 60 Hz / 12 V DC + battery	100 ÷ 240 V AC 50 ÷ 60 Hz / 12 V DC + battery	100 ÷ 240 V AC 50 ÷ 60 Hz / 12 V DC + battery
Battery operation time	to 8 hours	to 8 hours	to 8 hours
Power consumption	5 W	5 W	5 W
Operating temperature	-10 ÷ +40 °C	-10 ÷ +40 °C	-10 ÷ +40 °C
Relative humidity**	10 ÷ 80%	10 ÷ 80%	10 ÷ 80%
Transport and storage temperature	-10 ÷ +50 °C	-10 ÷ +50 °C	-10 ÷ +50 °C
Weighing pan dimensions	2 beams, 1.2 m long (distance between beams up to 5 m)	2 beams, 1.2 m long (distance between beams up to 5 m)	2 beams, 1.2 m long (distance between beams up to 5 m)
Indicator dimensions	181 × 136 × 60 mm	181 × 136 × 60 mm	181 × 136 × 60 mm
Net weight	36 kg	36 kg	36 kg
Gross weight	51 kg	51 kg	51 kg
Packaging dimensions	1400 × 400 × 450 mm	1400 × 400 × 450 mm	1400 × 400 × 450 mm

* optional scale design

** non-condensing conditions

Wi-Fi® is a registered trademark of Wi-Fi® Alliance.

	C315.4P2.2000.C1	C315.4P2.4000.C1	C315.4P2.6000.C1
Maximum capacity [Max]	2000 kg	4000 kg	6000 kg
Minimum capacity	20 kg	40 kg	40 kg
Readability [d]	1000 g	2000 g	2000 g
Max readability for non-verified scale	1000 g	2000 g	2000 g
Verification unit [e]	1000 g	2000 g	2000 g
Tare range	-2000 kg	-4000 kg	-6000 kg
Verification	Yes	Yes	Yes
OIML class	III	III	III
Platform material	St3S powder-coated steel	St3S powder-coated steel	St3S powder-coated steel
Weighing pan material	St3S powder-coated steel	St3S powder-coated steel	St3S powder-coated steel
Indicator fastening	on 3 m cable	on 3 m cable	on 3 m cable
Display	LCD (with backlight)	LCD (with backlight)	LCD (with backlight)
Keyboard	5 keys	5 keys	5 keys
Indicator	PUE C315	PUE C315	PUE C315
Ingress protection - design	IP 65	IP 65	IP 65
Ingress protection - indicator	IP 43	IP 43	IP 43
RS 232	1	1	1
Wi-Fi	1	1	1
RS 232*	1	1	1
Power supply	100 ÷ 240 V AC 50 ÷ 60 Hz / 12 V DC + battery	100 ÷ 240 V AC 50 ÷ 60 Hz / 12 V DC + battery	100 ÷ 240 V AC 50 ÷ 60 Hz / 12 V DC + battery
Battery operation time	to 8 hours	to 8 hours	to 8 hours
Power consumption	5 W	5 W	5 W
Operating temperature	-10 ÷ +40 °C	-10 ÷ +40 °C	-10 ÷ +40 °C
Relative humidity**	10 ÷ 80%	10 ÷ 80%	10 ÷ 80%
Transport and storage temperature	-10 ÷ +50 °C	-10 ÷ +50 °C	-10 ÷ +50 °C
Weighing pan dimensions	2 beams, 1.2 m long (distance between beams up to 5 m)	2 beams, 1.2 m long (distance between beams up to 5 m)	2 beams, 1.2 m long (distance between beams up to 5 m)
Indicator dimensions	181 × 136 × 60 mm	181 × 136 × 60 mm	181 × 136 × 60 mm
Net weight	58 kg	96 kg	96 kg
Gross weight	80 kg	118 kg	118 kg
Packaging dimensions	2200 × 400 × 450 mm	2200 × 400 × 450 mm	2200 × 400 × 450 mm

* optional scale design

** non-condensing conditions

Wi-Fi® is a registered trademark of Wi-Fi® Alliance.

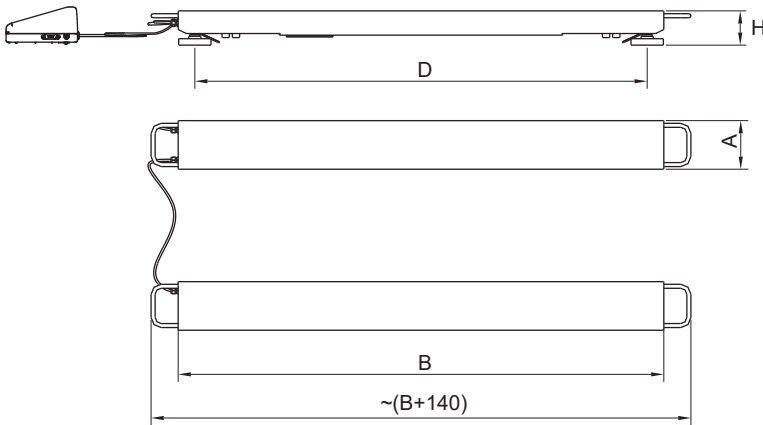
	C315.4P2.2000.C2	C315.4P2.4000.C2	C315.4P2.6000.C2
Maximum capacity [Max]	2000 kg	4000 kg	6000 kg
Minimum capacity	20 kg	40 kg	40 kg
Readability [d]	1000 g	2000 g	2000 g
Max readability for non-verified scale	1000 g	2000 g	2000 g
Verification unit [e]	1000 g	2000 g	2000 g
Tare range	-2000 kg	-4000 kg	-6000 kg
Verification	Yes	Yes	Yes
OIML class	III	III	III
Platform material	St3S powder-coated steel	St3S powder-coated steel	St3S powder-coated steel
Weighing pan material	St3S powder-coated steel	St3S powder-coated steel	St3S powder-coated steel
Indicator fastening	on 3 m cable	on 3 m cable	on 3 m cable
Display	LCD (with backlight)	LCD (with backlight)	LCD (with backlight)
Keyboard	5 keys	5 keys	5 keys
Indicator	PUE C315	PUE C315	PUE C315
Ingress protection - design	IP 65	IP 65	IP 65
Ingress protection - indicator	IP 43	IP 43	IP 43
RS 232	1	1	1
Wi-Fi	1	1	1
RS 232*	1	1	1
Power supply	100 ÷ 240 V AC 50 ÷ 60 Hz / 12 V DC + battery	100 ÷ 240 V AC 50 ÷ 60 Hz / 12 V DC + battery	100 ÷ 240 V AC 50 ÷ 60 Hz / 12 V DC + battery
Battery operation time	to 8 hours	to 8 hours	to 8 hours
Power consumption	5 W	5 W	5 W
Operating temperature	-10 ÷ +40 °C	-10 ÷ +40 °C	-10 ÷ +40 °C
Relative humidity**	10 ÷ 80%	10 ÷ 80%	10 ÷ 80%
Transport and storage temperature	-10 ÷ +50 °C	-10 ÷ +50 °C	-10 ÷ +50 °C
Weighing pan dimensions	2 beams, 1.2 m long (distance between beams up to 5 m)	2 beams, 1.2 m long (distance between beams up to 5 m)	2 beams, 1.2 m long (distance between beams up to 5 m)
Indicator dimensions	181 × 136 × 60 mm	181 × 136 × 60 mm	181 × 136 × 60 mm
Net weight	70 kg	110 kg	138 kg
Gross weight	98 kg	138 kg	166 kg
Packaging dimensions	2700 × 400 × 450 mm	2700 × 400 × 450 mm	2700 × 400 × 450 mm

* optional scale design

** non-condensing conditions

Wi-Fi® is a registered trademark of Wi-Fi® Alliance.

Dimensions



Scale type	A	B	H	D
C315.4P2 600.C	120	1200	85	1100
C315.4P2 1500.C	120	1200	85	1100
C315.4P2 3000.C	120	1200	85	1100
C315.4P2 2000.C1	120	2000	105	1900
C315.4P2 4000.C1	120	2500	105	2400
C315.4P2 6000.C1	120	2000	155	1880
C315.4P2 2000.C2	120	2500	155	2380
C315.4P2 4000.C2	120	2000	155	1880
C315.4P2 6000.C2	120	2500	155	2380

dimensions in mm

Accessories

Peripheral Devices

- Epson dot matrix printer
- LCD – WD-4/3 display (backlit)
- WWG-2/3 large-size display

Cables, Converters

- RS 232 – PT0259 cable (scale - indicator)
- RS 232 – PT0326 cable (indicator– indicator)
- RS-232 – P0151 Epson printer cable

- RS232 – KR-04-2 converter
- RS232 – KR-04-3 converter
- AP2-3 current loop unit
- K0047 – cigarette lighter cable
- external power supply - K0046D (for PUE C/31H/Z)

Remaining Accessories

- stands for indicators

Dedicated Software

R-LAB

- collecting measurements
- carrying out statistical analysis of measurements
- customized graphs and reports

LabView Driver

- operation of RADWAG balances in LabView environment

Scale editor

- software designed to enable change of parameters in the PUE C315 indicator

RADWAG Development Studio

- presentation of functions (and subfunctions) of communication protocol (Common Communication Protocol)
- possibility of connection with weighing equipment on which each function is carried out
- library with mass control, contained within the development environment
- complete documentation of the communication protocol
- set of user manuals for different solutions addressed for programmers employed in companies using RADWAG-manufactured weighing equipment

RADWAG Connect

- establishing communication with all balances, scales and weighing modules using Common Communication Protocol
- communication via local network
- support of basic functions
- auto searching for devices
- connecting with few devices simultaneously, swapping between them
- clear list of connected platforms
- record of measurements in the program
- export of carried out measurements to CSV file
- work performed using freely selected device with Windows 10 operating system

RAD-KEY

- establishing cooperation between a weighing instrument and a computer

R.Barcode

- the basic function software is presentation of the data sent by barcode scanners connected to PC via USB or RS232