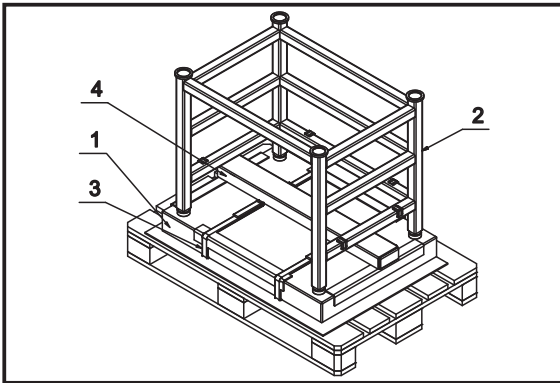


SHORTENED INSTRUCTION



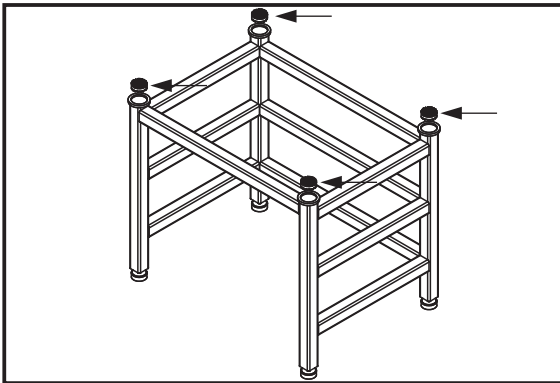
IMMB-06-01-08-15

Anti-vibration table



Components list:

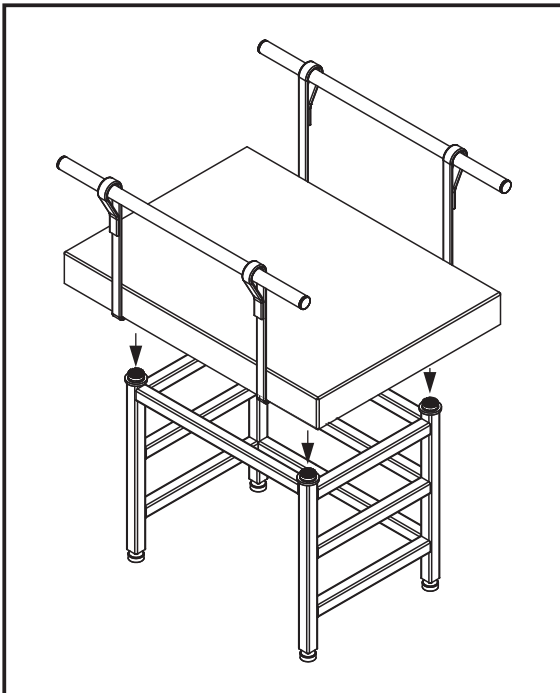
1. Granite top
2. Feet-featuring frame
3. Lifting slings (intended for transport of granite top)
4. Box (with 2 bars intended for transport of granite top and 4 vibration isolators)



Remove cardboard packaging, if applied, foil and other packaging components along with straps fastening frame and top with the pallet.

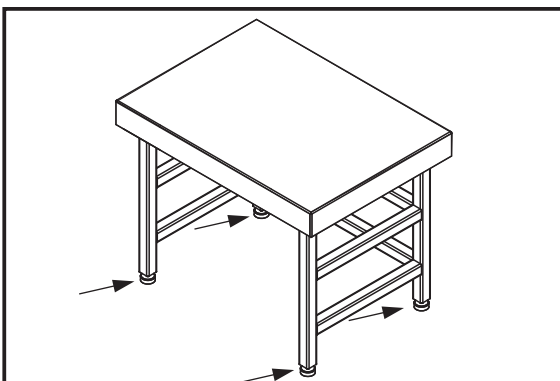
Select location for the table, place the frame at a selected spot.

Locate seating for vibration isolators, install the isolators.



Take transport bars and lifting slings, join them following the diagram.

Place granite top onto the frame.



Adjust level using the feet.

Thus prepared table is ready to hold balances.