



More information on the website
radwag.com/it/info,w1,ZLF

Bilancia pesa persone C315.60/150.OK-1



The drawings, photos and graphics used are for illustrative purposes only.

funzioni



Internal battery



Peak hold



GLP Procedures



ALIBI Memory



BMI

Foglio di calcolo

Parametri metrologici	
Capacità massima [Max]	60 / 150 kg
Accuratezza	20 / 50 g
Intervallo di tara	-150 kg
Classe OIML	III
Parametri fisici	
Display	LCD (backlit)
Dimensioni del pacco	500×420×160 mm
Peso netto	6,5 kg
Peso lordo	8 kg

Interfaccia di comunicazione	
Interfaccia	RS232
Interfacce opzionali	RS232
Parametri elettrici	
Alimentatore	100 – 240 V AC 50/60 Hz and battery
Massimo assorbimento elettrico	5 W
Tempo operativo delle batterie	up to 8 h
Environmental conditions	
Temperatura di lavoro	0 ÷ +40 °C
Umidità atmosferica	10% ÷ 85% RH no condensation



Extra payment for verification

Accessori

Cavo seriale RS 232 (connessione bilance - Stampanti)
 Cavo di alimentazione con spina per accendisigari
 Display
 Display
 Cavo seriale RS 232, RS 485
 RS 232 – Ethernet Converter

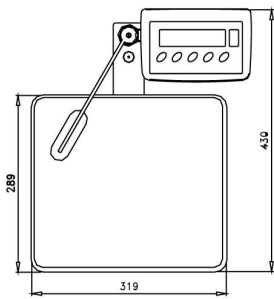
AP2-1 Power loop output
 Cavo seriale RS 232, RS 485
 RS 232 – USB Converter
 RS 232 – RS 485 Converter
 Stampanti di ricevuta

Software

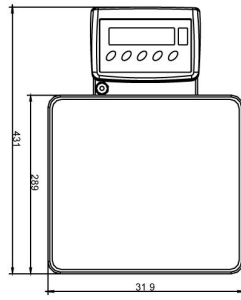
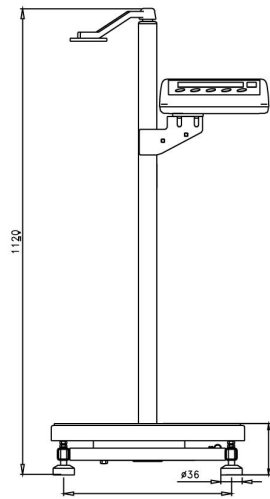
- RAD Key [WX-010-0005]
- R-LAB [WX-010-0080]

- R Panel [WX-010-0187]
- Editore per sistemi di pesatura 2.1 [WX-010-0173]

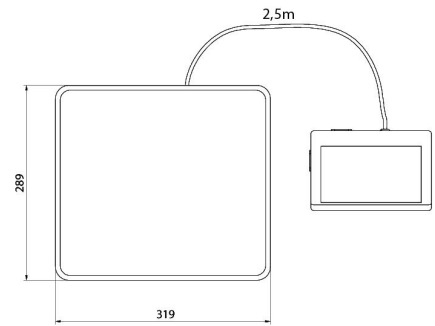
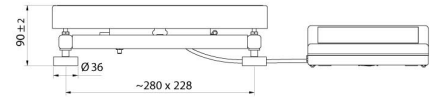
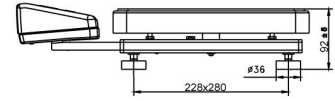
Device dimensions



C315.OW



C315.OR



C315.OK