



More information on the website
radwag.com/en/info,w1,WXS


WLC 12/30/F1/R Precision Balance




The drawings, photos and graphics used are for illustrative purposes only.

Functions

 Plus/Minus Control


 Percent Weighing

 Totalizing

 Parts counting

 Internal battery

 Peak hold

 Newton unit measurement

Datasheet

Metrological parameters	
Maximum capacity [Max]	12 / 30 kg
Minimum load	-
Readability [d]	0.2 / 0.5 g
Verification unit [e]	-
Tare range	-30 kg
Repeatability	0.2 / 0.5 g
Linearity	±0.6 / 1.5 g
Stabilization time	3 s
Adjustment	external

Metrological parameters	
OIML Class	-
Physical parameters	
Leveling system	manual
Display	LCD (backlit)
Weighing pan dimensions	300×300 mm
Packaging dimensions	570×390×170 mm
Net weight	4.73 kg
Gross weight	5.5 kg
Construction	
Protection class	IP 43
Communication interface	
Communication interface	RS232
Electrical parameters	
Power supply	Adapter: 100 – 240V AC 50/60Hz 0.6A; 12V DC 1.2A Balance: 10 – 15VDC 0.6A max
Operation time on batteries	10 h (average time)
Environmental conditions	
Operating temperature	+15 – +30 °C
Relative humidity	10% – 85% RH no condensation

Repeatability is expressed as a standard deviation from 10 weighing cycles.

Stabilization time depends on the ambient conditions and the dynamics of weighing pan loading; specified for FAST profile.



Accessories

Antivibration Tables
 Power Adapters
 RS 232 cables (scale - printer)
 Cigarette lighter receptacle power supply cables
 Displays
 RS 232, RS 485 cables
 RS 232 – Ethernet Converter

AP2-1 Current Loop Unit
 RS 232, RS 485 cables
 RS 232 – USB Converter
 RS 232 cables (scale - printer)
 RS 232 – RS 485 Converter
 Receipt Printer

Software

- RAD Key [WX-010-0005]
- R-Lab [WX-010-0080]

- R-Panel [WX-010-0187]
- Scale Editor 2.1 [WX-010-0173]

Device dimensions



WLC A2



WLC F1/K

WLC F1/R



WLC C2/K

WLC C2/R