



C315.30/60.C3.M Load Cell Platform Scale

WP-123-1024


More information on the website
radwag.com/us/info,w1,T9Z




The drawings, photos and graphics used are for illustrative purposes only.


Functions


 Plus/Minus Control


 Percent Weighing

 Totalizing


 Parts counting

 Internal battery

 Peak hold

 Newton unit measurement

 GLP Procedures

 Animal weighing

 ALIBI Memory

Datasheet

Maximum capacity [Max]	30 / 60 kg
Minimum load	200 g
Readability [d]	10 / 20 g
Verification unit [e]	10 / 20 g
Tare range	-60 kg
OIML Class	III

Physical parameters	
Display	LCD (backlit)
Weighing pan dimensions	500×700 mm
Packaging dimensions	730×800×270 mm
Net weight	23,4 kg
Gross weight	27,2 kg
Construction	
Protection class	IP 65 construction, IP 43 terminal
Construction	mild steel St3S
Weighing pan material	Stainless steel AISI304
Communication interface	RS232
Optional interfaces	RS232
Power supply	100 – 240 V AC 50/60 Hz and battery
Power consumption max.	5 W
Operation time on batteries	max 8h
Operating temperature	-10 – +40 °C
Storage temperature	-10 – +50 °C
Relative humidity	10% – 85% RH no condensation
Indicator	C315



Additional fee for verification



Accessories (Additional Fee)

Power Adapters

RS 232 cables (scale - printer)

Cigarette lighter receptacle power supply cables

Displays

Displays

RS 232, RS 485 cables

Antivibration tables

RS 232 – Ethernet Converter

AP2-1 Current Loop Unit

RS 232, RS 485 cables

RS 232 – USB Converter

RS 232 cables (scale - printer)

RS 232 – RS 485 Converter

Receipt Printer

Stands, wall mounting kits and mounting brackets

Software (Additional Fee)

• RAD Key [WX-010-0005]

• Scale Editor - EWAG 2.1 [WX-010-0173]

• R Panel [WX-010-0187]

Device dimensions

