



More information on the website
radwag.com/en/info,w1,T98

H315.4.1500/3000.H8/9 Stainless Steel Platform Scale


WP-232-1008





The drawings, photos and graphics used are for illustrative purposes only.

Functions

 Plus/Minus Control


 Percent Weighing

 Totalizing

 Parts counting

 Internal battery

 Peak hold

 Newton unit measurement

 Animal weighing

Datasheet

Metrological parameters	
Maximum capacity [Max]	1500 / 3000 kg
Minimum load	10 kg
Readability [d]	500 / 1000 g
Verification unit [e]	500 / 1000 g
Tare range	-3000 kg
Max readability for non-verified scale	100 g
OIML Class	III

Physical parameters	
Display	LCD (backlit)
Cable length	3 m
Weighing pan dimensions	1200×1500 mm
Weighing platform height	88 mm
Packaging dimensions	1600×1300×450 mm
Scale mass with indicator	158 kg
Gross weight	195 kg
Construction	
Protection class	IP 66 / 69 construction, IP 66 / 67 / 69 terminal
Communication interface	
Communication interface	RS232, USB
Optional interfaces	RS232 or RS485 or 4IN/4OUT or Ethernet or analog output 4-20 mA
Electrical parameters	
Power supply	100 – 240 V AC 50/60 Hz
Optional power supply	internal rechargeable battery
Operation time on batteries	max 7h
Environmental conditions	
Operating temperature	-10 – +40 °C
Relative humidity	10% – 85% RH no condensation



Additional fee for verification



Accessories (Additional Fee)

RS 232 cables (scale - printer)
Ramps
Displays
RS 232 cables (scale - Ethernet)
RS 232, RS 485 cables
Frame for embedded scales
Power Adapters

RS 232 – Ethernet Converter
USB adapter
Receipt Printer
USB cable (scale - printer)
Stands, wall mounting kits and mounting brackets
RS 232 – USB Converter
RS 232, RS 485 cables

Software (Additional Fee)

- RAD Key [WX-010-0005]
- R-Lab [WX-010-0080]

- R-Panel [WX-010-0187]
- Scale Editor 2.1 [WX-010-0173]

Device dimensions



Scale type	A [mm]	B [mm]	C [mm]
H315.4.300.H6	800	800	88 ±2
H315.4.600.H6	800	800	88 ±2
H315.4.300.H7	1000	1000	88 ±2
H315.4.600.H7	1000	1000	88 ±2
H315.4.1500.H7	1000	1000	88 ±2
H315.4.1500.H8	1200	1200	88 ±2
H315.4.3000.H8	1200	1200	111 ±2
H315.4.1500.H8/9	1200	1500	88 ±2
H315.4.3000.H8/9	1200	1500	111 ±2
H315.4.1500.H9	1500	1500	88 ±2
H315.4.3000.H9	1500	1500	111 ±2
H315.4.3000.H10	1500	2000	111 ±2
H315.4.6000.H10	1500	2000	166 ±2