



More information on the website
radwag.com/en/info,w1,RQ4


C315.4.300.C7 Platform Scale



The drawings, photos and graphics used are for illustrative purposes only.

Functions


 Plus/Minus Control

 Percent Weighing

 Totalizing

 Parts counting


 Internal battery

 Peak hold

 Newton unit measurement

 GLP Procedures

 Animal weighing

 ALIBI Memory

Datasheet

| Metrological parameters | |
|--|---------|
| Maximum capacity [Max] | 300 kg |
| Minimum load | 2 kg |
| Readability [d] | 0.1 kg |
| Tare range | -300 kg |
| Max readability for non-verified scale | 20 g |
| OIML Class | III |

| Physical parameters | |
|-----------------------------|-------------------------------------|
| Display | LCD (backlit) |
| Cable length | 3 m |
| Weighing pan dimensions | 1000×1000 mm |
| Weighing platform height | 116 ± 6 mm |
| Packaging dimensions | 1100×1000×500 mm |
| Scale mass with indicator | 80 kg |
| Construction | |
| Protection class | IP 65 construction, IP 43 terminal |
| Communication interface | |
| Communication interface | RS232 |
| Optional interfaces | RS232 |
| Electrical parameters | |
| Power supply | 100 – 240 V AC 50/60 Hz and battery |
| Power consumption max. | 5 W |
| Operation time on batteries | max 8h |
| Environmental conditions | |
| Operating temperature | -10 – +40 °C |
| Relative humidity | 10% – 85% RH no condensation |



Extra payment for verification



Accessories

Power Adapters
 RS 232 cables (scale - printer)
 Stands, wall mounting kits and mounting brackets
 Cigarette lighter receptacle power supply cables
 Displays
 Ramps
 Displays
 RS 232, RS 485 cables

RS 232 – Ethernet Converter
 Frame for embedded scales
 AP2-1 Current Loop Unit
 RS 232, RS 485 cables
 RS 232 – USB Converter
 RS 232 cables (scale - printer)
 RS 232 – RS 485 Converter
 Receipt Printer

Software

- RAD Key [WX-010-0005]
- R-Lab [WX-010-0080]

- R-Panel [WX-010-0187]
- Scale Editor 2.1 [WX-010-0173]

Device dimensions



| | A | B | H |
|---------|------|------|---------|
| C6 | 800 | 800 | 120 ±10 |
| C7 | 1000 | 1000 | 120 ±10 |
| C8 | 1200 | 1200 | 120 ±10 |
| C8/9 | 1200 | 1500 | 120 ±10 |
| C9 | 1500 | 1500 | 120 ±10 |
| 6000.C9 | 1500 | 1500 | 160 ±10 |