



More information on the website  
[radwag.com/de/info,w1,ROG](http://radwag.com/de/info,w1,ROG)

# Wägeplattform PL/30/H3

WX-009-0013



The drawings, photos and graphics used are for illustrative purposes only.

## Technische Daten

| Messtechnische Parameter |                   |
|--------------------------|-------------------|
| Wägebereich [Max]        | 30 kg             |
| Ablesbarkeit [d]         | 10 g              |
| Konstruktion             |                   |
| Schutzart                | IP 66 / 67        |
| Konstruktion             | Edelstahl AISI304 |
| Waageschale              | Edelstahl AISI304 |
| Physikalische Parameter  |                   |
| Waageschale              | 410x410 mm        |

**Ablesegenauigkeit** – Erwartungswert, abhängig von den Parametern des verwendeten Messumformers.

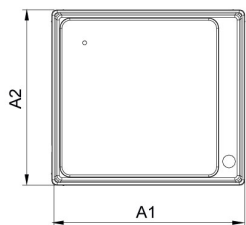


## Zubehör (Additional Fee)

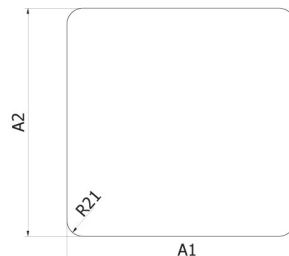
Wägeterminal PUE 5  
 Wägeterminal PUE HX7  
 Wägeterminal PUE 7.1

Wägeterminal PUE C315  
 Wägeterminal PUE HY10  
 Wägeterminal PUE H315


## Abmessungen des Geräts B x T x H



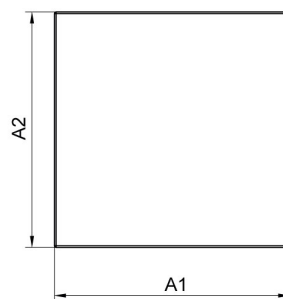
PL/D2



PLC/F1



PLC/C2  
PLC/C3



PL/H  
PL/HR

| Platform type       | A1  | A2  | H     |
|---------------------|-----|-----|-------|
| PL/D2               | 238 | 216 | 82±3  |
| PLC/F1              | 300 | 300 | 70±3  |
| PLC/C2              | 402 | 502 | 103±3 |
| PLC/C3              | 701 | 501 | 130±5 |
| PL/H1 / PL/HR1      | 150 | 200 | 85±3  |
| PL/H2 / PL/HR2      | 250 | 300 | 103±3 |
| PL/H3 / PL/HR/3     | 410 | 410 | 98±3  |
| PL/H3/5 / PL/HR/3/5 | 400 | 600 | 155±3 |
| PL/H4 / PL/HR/4     | 500 | 500 | 155±3 |
| PL/H5 / PL/HR/5     | 600 | 600 | 155±3 |
| PL/H6               | 800 | 800 | 135±3 |

dimensions in mm