



More information on the website
radwag.com/it/info,w1,QBE

Piattaforma PLC/300/C2



The drawings, photos and graphics used are for illustrative purposes only.

Specifiche

Parametri metrologici	
Portata massima [Max]	300 kg
Divisione [d]	100 g
Costruzione	
Punteggio IP	IP 65
Costruzione	mild steel St3S
Materiale da pesata	Stainless steel AISI304
Parametri fisici	
Dimensione piatto	400×500 mm
Dimensioni del pacco	720×620×210 mm

Precisione di lettura - valore previsto, a seconda dei parametri del trasmettitore di misura utilizzato.

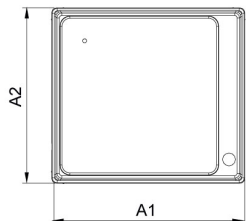


Accessori

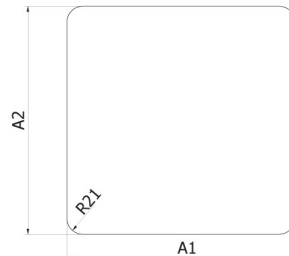

Bilance CY10 per controllo CPC
 Terminale di pesata PUE CY10
 Bilancia multifunzione CY10
 Terminale di pesata PUE 5
 Bilancia di precisione CY10
 Terminale di pesata PUE C32

Terminale di pesata PUE 7.1
 Terminale di pesata PUE HX7
 Terminale di pesata PUE C315
 Terminale di pesata PUE HY10
 Terminale di pesata PUE H315



Device dimensions



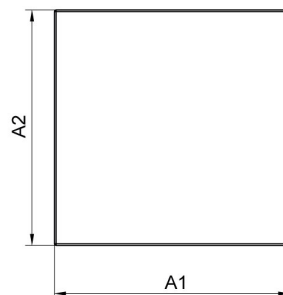
PL/D2



PLC/F1



PLC/C2
PLC/C3



PL/H
PL/HR



Platform type	A1	A2	H
PL/D2	238	216	82±3
PLC/F1	300	300	70±3
PLC/C2	402	502	103±3
PLC/C3	701	501	130±5
PL/H1 / PL/HR1	150	200	85±3
PL/H2 / PL/HR2	250	300	103±3
PL/H3 / PL/HR/3	410	410	98±3
PL/H3/5 / PL/HR/3/5	400	600	155±3
PL/H4 / PL/HR/4	500	500	155±3
PL/H5 / PL/HR/5	600	600	155±3
PL/H6	800	800	135±3

dimensions in mm