



More information on the website  
radwag.com/tr/info,w1,09E

## Platformlar PLC/4/1500/C7



The drawings, photos and graphics used are for illustrative purposes only.

### Teknik Veriler

Metrolojik parametreler	
Maksimum yük [Max]	1500 kg
Okuma iinđruluđu [d]	500 g
Konstrüksiyon	
IP Sınıfı	IP 65
Konstrüksiyon	toz kaplı elik St3S
Tartım kefesi	toz kaplı elik St3S
Fiziksel parametreler	
Tartım kefesi boyutları	1000×1000 mm
Tartım platformunun ykseklėđi	120 ± 10 mm

**Okuma dođruluđu** - kullanılan lm transmitterinin parametrelerine bađlı olarak beklenen deđer.

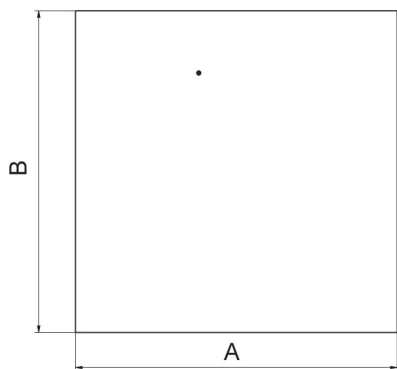



### Aksesuarlar

PUK için CY10 terazileri  
PUE CY10 tartım terminali  
CY10 Çok Fonksiyonlu Terazi  
PUE 5 tartım terminali  
CY10 Hassas Teraziler  
PUE C32 tartım terminali

PUE 7.1 tartım terminali  
PUE HX7 tartım terminali  
PUE C315 tartım terminali  
PUE HY10 tartım terminali  
PUE H315 tartım terminali  
Teraziye yere batırmak için çerçeve

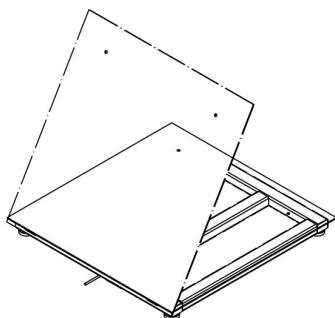
## Cihaz boyutları



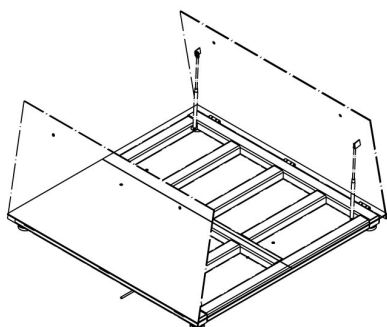
Platform	A	B	H
PLC/4/C6	800	800	120 ±10
PLC/4/C7	1000	1000	120 ±10
PLC/4/C8	1200	1200	120 ±10
PLC/4/C8/9	1200	1500	120 ±10
PLC/4/C9	1500	1500	120 ±10
PLC/4/C10	1500	2000	120 ±10
PLC/4/C11	2000	2000	120 ±10

dimensions in mm

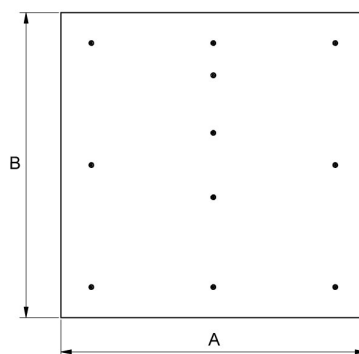

PLC/4/C



PL/4/H6/Z  
 PL/4/H7/Z  
 PL/4/H8/Z



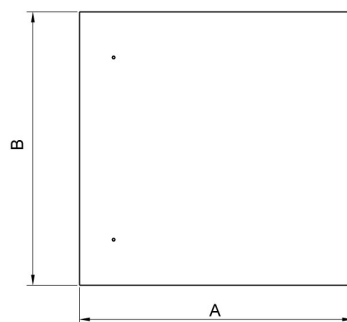
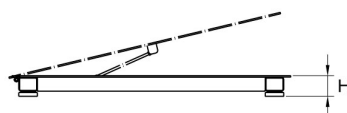
PL/4/H8/9/Z  
 PL/4/H9/Z  
 PL/4/H10/Z



Platform	A	B	H
PL/4/H6	800	800	88 ±2
PL/4/H7	1000	1000	88 ±2
PL/4/H8	1200	1200	88 ±2
PL/4/H8/9	1200	1500	88 ±2
PL/4/H9	1500	1500	88 ±2
PL/4/H10	1500	2000	111 ±2

dimensions in mm

PL/4/H



Platform	A	B	H
PL/4/H6/Z	800	800	88 ±2
PL/4/H7/Z	1000	1000	88 ±2
PL/4/H8/Z	1200	1200	88 ±2
PL/4/H8/9/Z	1200	1500	88 ±2
PL/4/H9/Z	1500	1500	88 ±2
PL/4/H10/Z	1500	2000	111 ±2

dimensions in mm

PL/4/H/Z