



More information on the website
radwag.com/en/info,w1,MC5


H315.15/30.HR3.K Waterproof Scale With Stainless Steel Load Cell


WP-124-1060




The drawings, photos and graphics used are for illustrative purposes only.

Functions


 Plus/Minus Control


 Percent Weighing

 Totalizing

 Parts counting

 Internal battery

 Peak hold

 Newton unit measurement

 Animal weighing

Datasheet

Metrological parameters	
Maximum capacity [Max]	15 / 30 kg
Minimum load	100 g
Readability [d]	5 / 10 g
Verification unit [e]	5 g
Tare range	-30 kg
OIML Class	III
Physical parameters	
Display	LCD (backlit)

Physical parameters	
Cable length	2.5 m
Weighing pan dimensions	410×410 mm
Packaging dimensions	510×510×270 mm
Net weight	15.5 kg
Gross weight	17.3 kg
Construction	
Protection class	IP 66 / 67 / 69 construction, IP 68 / 69 cell, IP 66 / 67 / 69 terminal
Construction	Stainless steel AISI316
Communication interface	
Communication interface	RS232, USB
Optional interfaces	RS232 or RS485 or 4IN/4OUT or Ethernet or analog output 4-20 mA
Electrical parameters	
Power supply	100 – 240 V AC 50/60 Hz
Optional power supply	internal rechargeable battery
Operation time on batteries	max 7h
Environmental conditions	
Operating temperature	-10 – +40 °C
Storage temperature	-25 – +70 °C
Relative humidity	10% – 85% RH no condensation



Additional fee for verification



Accessories (Additional Fee)

RS 232 cables (scale - printer)
 Antivibration Tables
 Displays
 RS 232 cables (scale - Ethernet)
 RS 232, RS 485 cables
 Power Adapters
 RS 232 – Ethernet Converter

USB adapter
 Receipt Printer
 USB cable (scale - printer)
 Stands, wall mounting kits and mounting brackets
 RS 232 – USB Converter
 Roller Table
 RS 232, RS 485 cables

Software (Additional Fee)

- RAD Key [WX-010-0005]
- R-Lab [WX-010-0080]

- R-Panel [WX-010-0187]
- Scale Editor 2.1 [WX-010-0173]

Device dimensions



		A1	A2	B	C1	C2	D	E	L
H315...HR2.M	250 x 300	246	306	104 ± 3	208	268	~525	~483	
H315...HR2.K	250 x 300	246	306	104 ± 3	208	268	-	-	1,5m
H315...HR3.M	410 x 410	410	410	98 ± 2	370	370	~525	~587	
H315...HR3.K	410 x 410	410	410	98 ± 2	370	370	-	-	2,5m
H315...HR4.M	500 x 500	497	497	155 ± 5	400	400	~767	~650	
H315...HR4.K	500 x 500	497	497	155 ± 5	400	400	-	-	2,5m
H315...HR3/5.M	400 x 600	597	397	155 ± 5	500	300	~767	~550	
H315...HR3/5.K	400 x 600	597	397	155 ± 5	500	300	-	-	2,5m
H315...HR5.M	600 x 600	597	597	155 ± 5	500	500	~767	~750	
H315...HR5.K	600 x 600	597	597	155 ± 5	500	500	-	-	2,5m