




More information on the website
radwag.com/it/info,w1,LRZ

Bilancia pesa persone C315.100/200.OR-1



The drawings, photos and graphics used are for illustrative purposes only.

Funzioni



Internal battery



Peak hold



GLP Procedures



ALIBI Memory



BMI

Specifiche

Parametri metrologici	
Portata massima [Max]	100 / 200 kg
Divisione [d]	50 / 100 g
Campo di tara	-200 kg
Classe OIML	III
Parametri fisici	
Display	LCD (backlit)
Dimensioni del pacco	500×420×160 mm
Peso netto	6,5 kg
Peso lordo	7,5 kg

Interfaccia di comunicazione

Interfaccia RS232

Parametri elettrici

Alimentatore 100 – 240 V AC 50/60 Hz and battery

Massimo assorbimento elettrico 5 W

Tempo operativo delle batterie up to 8 h

Environmental conditions

Ambiente di lavoro 0 – +40 °C

Umidità relativa 10% – 85% RH no condensation

Secondo le normative MDR, questa bilancia non è un dispositivo medico.



Extra payment for verification

Accessori

Cavo seriale RS 232 (connessione bilance - Stampanti)

Cavo di alimentazione con spina per accendisigari

Display

Display

Cavo seriale RS 232, RS 485

RS 232 – Ethernet Converter

AP2-1 Power loop output

Cavo seriale RS 232, RS 485

RS 232 – USB Converter

RS 232 – RS 485 Converter

Stampanti di ricevuta

Software

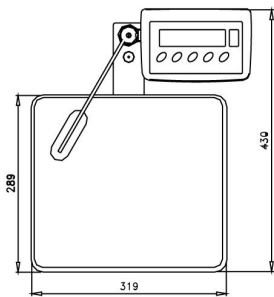
• RAD Key [WX-010-0005]

• R-LAB [WX-010-0080]

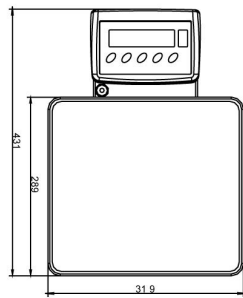
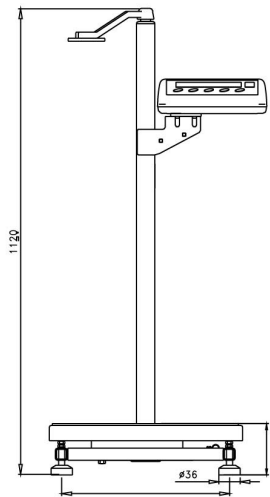
• R Panel [WX-010-0187]

• Editore per sistemi di pesatura 2.1 [WX-010-0173]

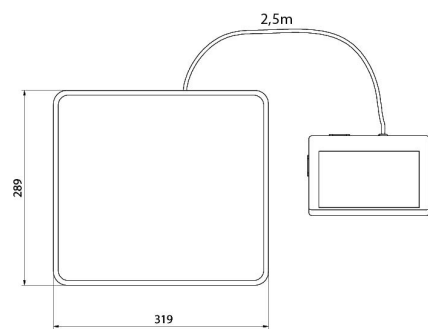
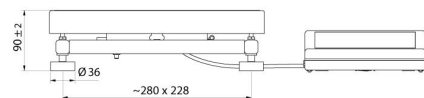
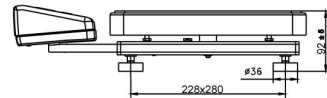
Device dimensions



C315.OW



C315.OR



C315.OK