



More information on the website
radwag.com/en/info,w1,LRZ

C315.100/200.OR-1 Personal Scale



The drawings, photos and graphics used are for illustrative purposes only.

Functions



Internal battery



Peak hold



GLP Procedures



ALIBI Memory



BMI

Datasheet

Metrological parameters	
Maximum capacity [Max]	100 / 200 kg
Readability [d]	50 / 100 g
Tare range	-200 kg
OIML Class	III
Physical parameters	
Display	LCD (backlit)
Packaging dimensions	500×420×160 mm
Net weight	6.5 kg
Gross weight	7.5 kg

Communication interface	
Communication interface	RS232
Electrical parameters	
Power supply	100 – 240 V AC 50/60 Hz and battery
Power consumption max.	5 W
Operation time on batteries	up to 8 h
Environmental conditions	
Operating temperature	0 – +40 °C
Relative humidity	10% – 85% RH no condensation

According to MDR regulations, this scale is not a medical device.



Extra payment for verification

Accessories

RS 232 cables (scale - printer)
 Cigarette lighter receptacle power supply cables
 Displays
 Displays
 RS 232, RS 485 cables
 RS 232 – Ethernet Converter

AP2-1 Current Loop Unit
 RS 232, RS 485 cables
 RS 232 – USB Converter
 RS 232 – RS 485 Converter
 Receipt Printer

Software

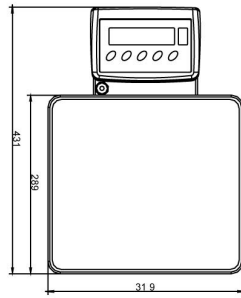
- RAD Key [WX-010-0005]
- R-Lab [WX-010-0080]

- R-Panel [WX-010-0187]
- Scale Editor 2.1 [WX-010-0173]

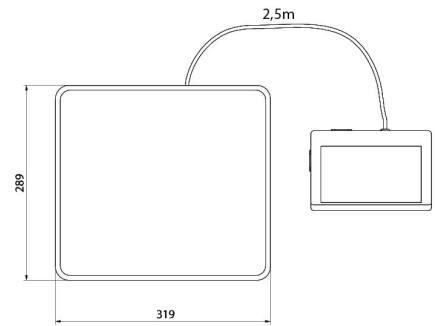
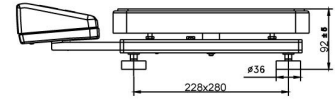
Device dimensions



C315.OW



C315.OR



C315.OK