



More information on the website
radwag.com/en/info,w1,LD0

H315.4N.600/1500.H4.LD Stainless Steel Ramp Scale


WP-234-1014





The drawings, photos and graphics used are for illustrative purposes only.

Functions

 Plus/Minus Control

 Percent Weighing

 Totalizing

 Parts counting

 Internal battery

 Peak hold

 Newton unit measurement

 Animal weighing

Datasheet

Metrological parameters	
Maximum capacity [Max]	600 / 1500 kg
Minimum load	4 kg
Readability [d]	200 / 500 g
Tare range	-1500 kg
OIML Class	III
Physical parameters	
Display	LCD (backlit)
Cable length	3 m

Physical parameters	
Weighing pan dimensions	1500×1500 mm
Packaging dimensions	2040×1900×580 mm
Net weight	280 kg
Gross weight	450 kg
Construction	
Protection class	IP 66 / 69 construction, IP 66 / 67 / 69 terminal
Communication interface	
Communication interface	RS232, USB
Optional interfaces	RS232 or RS485 or 4IN/4OUT or Ethernet or analog output 4-20 mA
Electrical parameters	
Power supply	100 – 240 V AC 50/60 Hz
Optional power supply	internal rechargeable battery
Operation time on batteries	max 7h
Environmental conditions	
Operating temperature	-10 – +40 °C
Relative humidity	10% – 85% RH no condensation



Additional fee for verification



Accessories (Additional Fee)

RS 232 cables (scale - printer)
 Displays
 RS 232 cables (scale - Ethernet)
 RS 232, RS 485 cables
 Power Adapters
 RS 232 – Ethernet Converter

USB adapter
 Receipt Printer
 USB cable (scale - printer)
 Stands, wall mounting kits and mounting brackets
 RS 232 – USB Converter
 RS 232, RS 485 cables

Software (Additional Fee)

• RAD Key [WX-010-0005]
 • R-Lab [WX-010-0080]

• R-Panel [WX-010-0187]
 • Scale Editor 2.1 [WX-010-0173]

Device dimensions



	A [mm]	B [mm]	C [mm]	D [mm]
H315.4N.150.H1.LD	840	860	45	426
H315.4N.300.H1.LD	840	860	45	426
H315.4N.600.H1.LD	840	860	45	426
H315.4N.150.H2.LD	1100	1200	45	426
H315.4N.300.H2.LD	1100	1200	45	426
H315.4N.600.H2.LD	1100	1200	45	426
H315.4N.300.H3.LD	1200	1500	45	426
H315.4N.600.H3.LD	1200	1500	45	426
H315.4N.1500.H2.LD	1100	1200	52	476
H315.4N.1500.H3.LD	1200	1500	52	476
H315.4N.300.H4.LD	1500	1500	52	476
H315.4N.600.H4.LD	1500	1500	52	476
H315.4N.1500.H4.LD	1500	1500	52	476