



More information on the website  
[radwag.com/en/info,w1,K7U](http://radwag.com/en/info,w1,K7U)


# WLC 20/A2.IO Precision Balance



The drawings, photos and graphics used are for illustrative purposes only.

## Functions

 Plus/Minus Control

 Percent Weighing

 Totalizing

 Parts counting

 Internal battery

 Peak hold

 Newton unit measurement

 Under-pan weighing

## Datasheet

Metrological parameters	
Maximum capacity [Max]	20 kg
Minimum load	-
Readability [d]	0.1 g
Verification unit [e]	-
Tare range	-20 kg
Repeatability	0.1 g
Linearity	±0.3 g
Stabilization time	3 s
Adjustment	external

Metrological parameters	
OIML Class	-
Physical parameters	
Leveling system	manual
Display	LCD (backlit)
Weighing pan dimensions	195×195 mm
Packaging dimensions	430×270×190 mm
Net weight	2.8 kg
Gross weight	4 kg
Construction	
Protection class	IP 43
Communication interface	
Communication interface	2×RS232, USB-A, USB-B, 4 IN / 4 OUT
Electrical parameters	
Power supply	Adapter: 100 – 240V AC 50/60Hz 0.6A; 12V DC 1.2A Balance: 10 – 15VDC 0.6A max
Operation time on batteries	15 h (average time)
Environmental conditions	
Operating temperature	+15 – +30 °C
Relative humidity	10% – 85% RH no condensation

**Repeatability** is expressed as a standard deviation from 10 weighing cycles.

**Stabilization time** depends on the ambient conditions and the dynamics of weighing pan loading; specified for FAST profile.



## Accessories

Balance Storage Case  
 Antivibration Tables  
 Power Adapters  
 RS 232 cables (scale - printer)  
 Cigarette lighter receptacle power supply cables  
 Displays  
 Under-pan weighing  
 RS 232, RS 485 cables

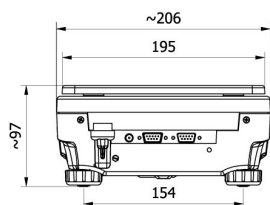
RS 232 – Ethernet Converter  
 AP2-1 Current Loop Unit  
 RS 232, RS 485 cables  
 RS 232 – USB Converter  
 Protective cover for balances  
 RS 232 cables (scale - printer)  
 RS 232 – RS 485 Converter  
 Receipt Printer

## Software

• RAD Key [WX-010-0005]  
 • R-Lab [WX-010-0080]

• R-Panel [WX-010-0187]  
 • Scale Editor 2.1 [WX-010-0173]

## Device dimensions

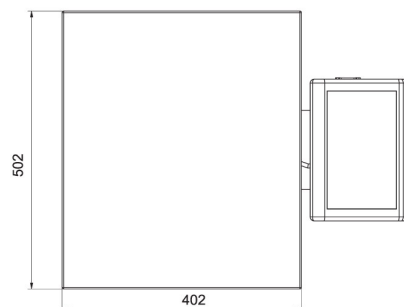
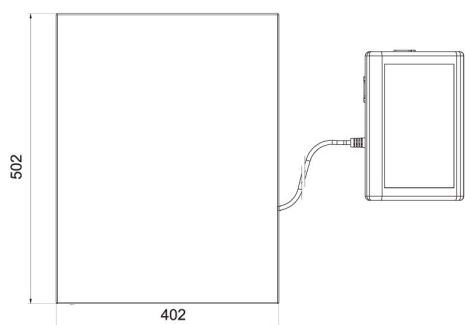
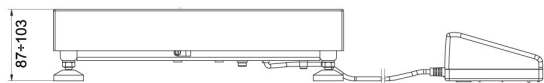


WLC A2



WLC F1/K

WLC F1/R



WLC C2/K

WLC C2/R