



More information on the website
radwag.com/en/info,w1,ISO


H315.4.600/1500.H7 Stainless Steel Platform Scale




The drawings, photos and graphics used are for illustrative purposes only.

Functions

 Plus/Minus Control


 Percent Weighing

 Totalizing

 Parts counting

 Internal battery

 Peak hold

 Newton unit measurement

 Animal weighing

Datasheet

Metrological parameters

Maximum capacity [Max]	600 / 1500 kg
Minimum load	4 kg
Readability [d]	200 / 500 g
Verification unit [e]	200 / 500 g
Tare range	-1500 kg
Max readability for non-verified scale	50 g
OIML Class	III

Physical parameters

Display	LCD (backlit)
---------	---------------

Physical parameters	
Cable length	3 m
Weighing pan dimensions	1000×1000 mm
Weighing platform height	88 mm
Packaging dimensions	1100×1100×430 mm
Scale mass with indicator	84 kg
Gross weight	120 kg
Construction	
Protection class	IP 68 construction, IP 68 (1h max)/69 terminal
Communication interface	
Communication interface	RS232, USB
Optional interfaces	RS232 or RS485 or 4IN/4OUT or Ethernet or analog output 4-20 mA
Electrical parameters	
Power supply	100 – 240 V AC 50/60 Hz
Optional power supply	internal rechargeable battery
Operation time on batteries	max 7h
Environmental conditions	
Operating temperature	-10 – +40 °C
Relative humidity	10% – 85% RH no condensation



Extra payment for verification



Accessories

RS 232 cables (scale - printer)
Ramps
Displays
RS 232 cables (scale - Ethernet)
RS 232, RS 485 cables
Frame for embedded scales
RS 232 – Ethernet Converter

USB adapter
Receipt Printer
USB cable (scale - printer)
Stands, wall mounting kits and mounting brackets
RS 232 – USB Converter
RS 232, RS 485 cables

Software

- RAD Key [WX-010-0005]
- R-Lab [WX-010-0080]

- R-Panel [WX-010-0187]
- Scale Editor 2.1 [WX-010-0173]

Device dimensions



Scale type	A [mm]	B [mm]	C [mm]
H315.4.300.H6	800	800	88 ±2
H315.4.600.H6	800	800	88 ±2
H315.4.300.H7	1000	1000	88 ±2
H315.4.600.H7	1000	1000	88 ±2
H315.4.1500.H7	1000	1000	88 ±2
H315.4.1500.H8	1200	1200	88 ±2
H315.4.3000.H8	1200	1200	111 ±2
H315.4.1500.H8/9	1200	1500	88 ±2
H315.4.3000.H8/9	1200	1500	111 ±2
H315.4.1500.H9	1500	1500	88 ±2
H315.4.3000.H9	1500	1500	111 ±2
H315.4.3000.H10	1500	2000	111 ±2
H315.4.6000.H10	1500	2000	166 ±2