



More information on the website
radwag.com/it/info,w1,IDM

Piattaforma PL/15/H2



The drawings, photos and graphics used are for illustrative purposes only.

Foglio di calcolo

Parametri metrologici	
Capacità massima [Max]	15 kg
Accuratezza	5 g
Costruzione	
Punteggio IP	IP 68
Costruzione	Stainless steel AISI304
Materiale da pesata	Stainless steel AISI304
Parametri fisici	
Dimensioni del piatto di pesata	250×300 mm

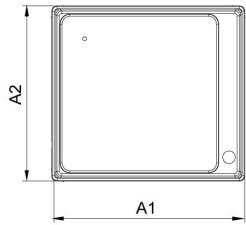


Accessori

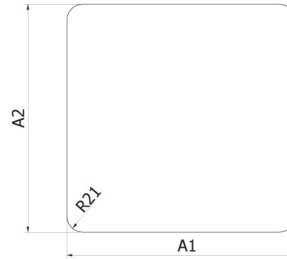
Terminale di pesata PUE 5

Terminale di pesata PUE C315


Device dimensions



PL/D2



PLC/F1



PLC/C2
PLC/C3



PL/H
PL/HR



Platform type	A1	A2	H
PL/D2	238	216	82±3
PLC/F1	300	300	70±3
PLC/C2	402	502	103±3
PLC/C3	701	501	130±5
PL/H1 / PL/HR1	150	200	85±3
PL/H2 / PL/HR2	250	300	103±3
PL/H3 / PL/HR/3	410	410	98±3
PL/H3/5 / PL/HR/3/5	400	600	155±3
PL/H4 / PL/HR/4	500	500	155±3
PL/H5 / PL/HR/5	600	600	155±3
PL/H6	800	800	135±3

dimensions in mm