



More information on the website  
[radwag.com/en/info,w1,I5T](http://radwag.com/en/info,w1,I5T)

# H315.4P2.1500.H Stainless Steel Beam Scale


WP-236-0002





The drawings, photos and graphics used are for illustrative purposes only.

## Functions


 Plus/Minus Control


 Percent Weighing

 Totalizing

 Parts counting

 Internal battery

 Peak hold

 Newton unit measurement

 Animal weighing

## Datasheet

Metrological parameters	
Maximum capacity [Max]	1500 kg
Minimum load	10 kg
Readability [d]	500 g
Tare range	-1500 kg
Max readability for non-verified scale	500 g
OIML Class	III
Physical parameters	
Display	LCD (backlit)

Physical parameters	
Cable length	3 m + 5 m
Weighing pan dimensions	2 pcs 1.2 m
Device dimensions	1200×120×85 mm
Packaging dimensions	1400×400×550 mm
Scale mass with indicator	40 kg
Construction	
Protection class	IP 66 / 69 construction, IP 66 / 67 / 69 terminal
Communication interface	
Communication interface	RS232, USB
Optional interfaces	RS232 or RS485 or 4IN/4OUT or Ethernet or analog output 4-20 mA
Electrical parameters	
Power supply	100 – 240 V AC 50/60 Hz
Optional power supply	internal rechargeable battery
Operation time on batteries	max 7h
Environmental conditions	
Operating temperature	-10 – +40 °C
Relative humidity	10% – 85% RH no condensation



Additional fee for verification



## Accessories (Additional Fee)

RS 232 cables (scale - printer)

Displays

RS 232 cables (scale - Ethernet)

RS 232, RS 485 cables

Power Adapters

RS 232 – Ethernet Converter

USB adapter

Receipt Printer

USB cable (scale - printer)

Stands, wall mounting kits and mounting brackets

RS 232 – USB Converter

RS 232, RS 485 cables

## Software (Additional Fee)

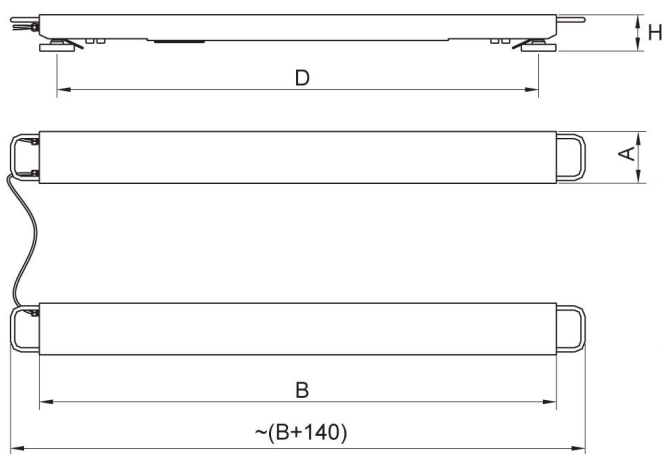
• RAD Key [WX-010-0005]

• R-Lab [WX-010-0080]

• R-Panel [WX-010-0187]

• Scale Editor 2.1 [WX-010-0173]

## Device dimensions



Scale type	A	B	H	D
H315.4P2.600.H	120	1200	85	1100
H315.4P2.1500.H	120	1200	85	1100
H315.4P2.3000.H	120	1200	85	1100
H315.4P2.2000.H1	120	2000	105	1900
H315.4P2.2000.H2	120	2500	105	2400
H315.4P2.4000.H1	120	2000	155	1880
H315.4P2.4000.H2	120	2500	155	2380
H315.4P2.6000.H1	120	2000	155	1880
H315.4P2.6000.H2	120	2500	155	2380

dimensions in mm