



More information on the website  
[radwag.com/de/info,w1,HB4](https://radwag.com/de/info,w1,HB4)

## Wägeplattform PLC/300/C3



The drawings, photos and graphics used are for illustrative purposes only.

### Technische Daten

Messtechnische Parameter	
Wägebereich [Max]	300 kg
Zifferschritt [d]	100 g
Konstruktion	
Schutzart	IP 65
Konstruktion	pulverbeschichteter Stahl St3S
Waageschale	Edelstahl AISI304
Physikalische Parameter	
Waageschale	500×700 mm
Verpackungsgröße	730×800×270 mm


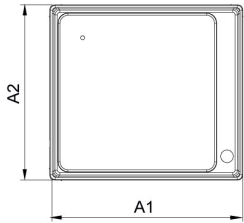


### Zubehör


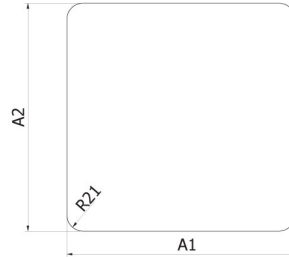
Wägeterminal PUE CY10  
 Multifunktionswaage CY10  
 Wägeterminal PUE 5  
 Präzisionswaage CY10  
 Wägeterminal PUE C32

Wägeterminal PUE 7.1  
 Wägeterminal PUE HX7  
 Wägeterminal PUE C315  
 Wägeterminal PUE HY10  
 Wägeterminal PUE H315


## Abmessungen des Geräts



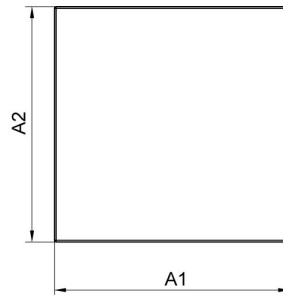
PL/D2



PLC/F1



PLC/C2  
PLC/C3



PL/H  
PL/HR

Platform type	A1	A2	H
PL/D2	238	216	82±3
PLC/F1	300	300	70±3
PLC/C2	402	502	103±3
PLC/C3	701	501	130±5
PL/H1 / PL/HR1	150	200	85±3
PL/H2 / PL/HR2	250	300	103±3
PL/H3 / PL/HR/3	410	410	98±3
PL/H3/5 / PL/HR/3/5	400	600	155±3
PL/H4 / PL/HR/4	500	500	155±3
PL/H5 / PL/HR/5	600	600	155±3
PL/H6	800	800	135±3

dimensions in mm