



More information on the website
radwag.com/pl/info,w1,H7B

Szafka przeciwpodmuchowa PS/WLC.X2 128×128



Użyte rysunki, zdjęcia, grafiki mają charakter poglądowy.

Dane techniczne

Parametry fizyczne

Wymiar	194x200x264 mm
--------	----------------

Pasuje do

Wagi PS 5Y do KTP
 Waga precyzyjna PS X7
 Waga precyzyjna PS 5Y
 Waga precyzyjna PS X2

Waga precyzyjna PS R1
 Wagi PS X7 do KTP
 Waga precyzyjna PS R2
 Wagi PS X2 do KTP

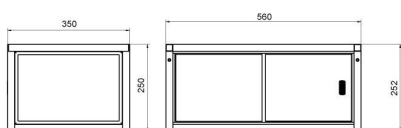
Wymiary urządzenia



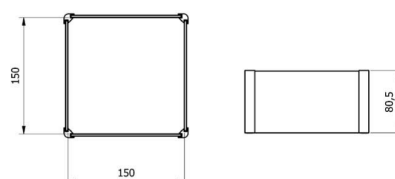


Anti-draft chamber for balances with 128x128 mm weighing pan

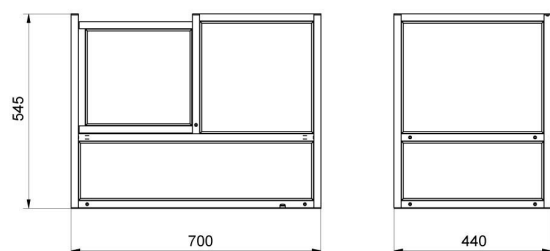
Anti-draft chamber for X2 and R2 precision balances



Anti-draft chamber for microbalances



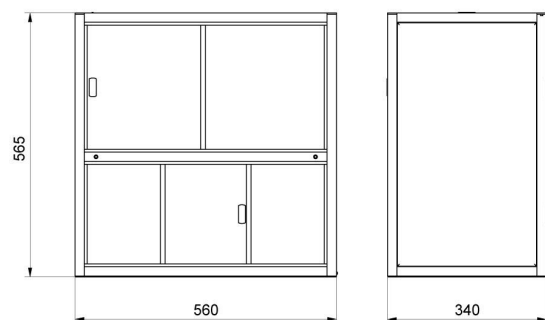
Draft shield for precision balances



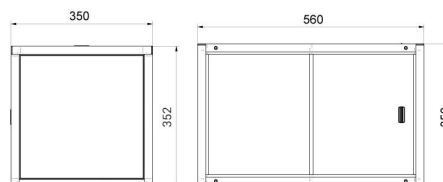
Anti-draft chamber for APP-00-SK mass comparators



Anti-draft chamber for APP-KO-SK mass comparators



Anti-draft chamber for WAY-KO mass comparators



Anti-draft chamber for XA 5Y / XA 5Y.A balances