




More information on the website
radwag.com/tr/info,w1,GU4

H315.4.600/1500.H9/Z Paslanmaz Çelik Yer Kantarı, Zemin İçi



The drawings, photos and graphics used are for illustrative purposes only.

Fonksiyonlar



Plus/Minus Control



Percent Weighing



Totalizing



Parts counting



Internal battery



Peak hold



Newton unit
measurement



Animal weighing

Teknik Veriler

| Metrolojik parametreler | |
|--------------------------|---------------|
| Maksimum yük [Max] | 600/1500 kg |
| Minimum yük [Min] | 4 kg |
| Okuma up doğruluğu [d] | 200/500 g |
| Dara aralığı | -1500 kg |
| OIML sınıfı | III |
| Fiziksel parametreler | |
| Display | LCD (backlit) |
| Tartım kefi boyutları | 1500×1500 mm |
| Weighing platform height | 88 mm |

| Fiziksel parametreler | |
|--|---|
| Göstergeli ve çerçeveli terazi kütlesi | 210 kg |
| Kablo uzunluğu | 3 m |
| Konstrüksiyon | |
| IP Sınıfı | IP 68 construction, IP 68 (1h max)/69 indicator |
| Haberleşme arayüzler | |
| Haberleşme arayüzü | RS232, USB |
| Opsiyonel arayüzler | RS232 or RS485 or 4IN/4OUT or Ethernet or analog output 4-20 mA |
| Elektrik parametreleri | |
| Güç kaynağı | 100 – 240 V AC 50/60 Hz |
| Opsiyonel güç kaynağı | internal rechargeable battery |
| Batarya ile çalışma süresi | max 7h |
| Çevresel koşullar | |
| Çalıştırma sıcaklığı | -10 ÷ +40 °C |
| Atmosferik nem | 10% ÷ 85% RH no condensation |



Extra payment for verification



Aksesuarlar

RS 232 cables (scale - printer)
Display
RS 232 cables (scale - Ethernet)
RS 232, RS 485 cables
RS 232 – Ethernet Converter
USB adaptör

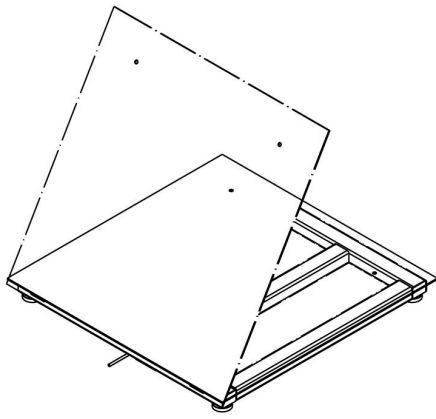
Fiş yazıcı
USB kablo (terazi-Epson yazıcı)
Tartım terminaleri için tutucular
RS 232 – USB Converter
RS 232, RS 485 Kabloları

Yazılım

• RAD Key [WX-010-0005]
• R-Lab [WX-010-0080]

• R Panel [WX-010-0187]
• Terazi Editörü - EWAG 2.1 [WX-010-0173]

Cihaz boyutları

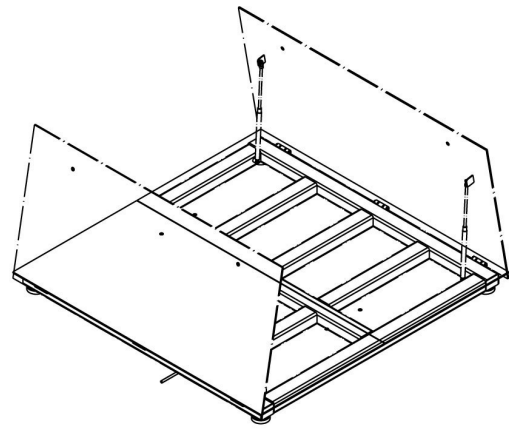


Single-leaf platform:

H315.4.H6/Z

H315.4.H7/Z

H315.4.H8/Z

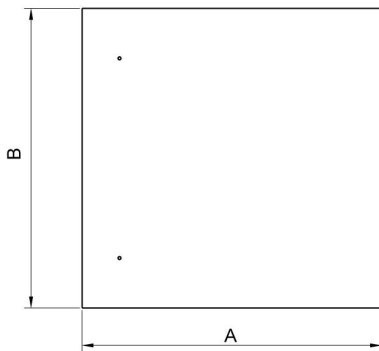
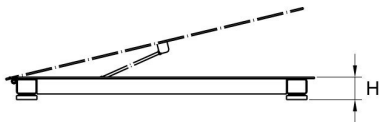


Double-leaf platform:

H315.4.H8/9/Z

H315.4.H9/Z

H315.4.H10/Z



| Scale type | A | B | H |
|------------------------|------|------|--------|
| H315.4.150-600.H6/Z | 800 | 800 | 88±2 |
| H315.4.150-1500.H7/Z | 1000 | 1000 | 88±2 |
| H315.4.300-1500.H8/Z | 1200 | 1200 | 88 ±2 |
| H315.4.3000.H8/Z | 1200 | 1200 | 111 ±2 |
| H315.4.300-1500.H8/9/Z | 1200 | 1500 | 88 ±2 |
| H315.4.3000.H8/9/Z | 1200 | 1500 | 111 ±2 |
| H315.4.300-1500.H9/Z | 1500 | 1500 | 88 ±2 |
| H315.4.3000-6000.H9/Z | 1500 | 1500 | 111 ±2 |
| H315.4.600-6000.H10/Z | 1500 | 2000 | 111 ±2 |

dimensions in mm