



More information on the website
radwag.com/us/info,w1,GPL

C315.3/6.F1.M Load Cell Platform Scale





The drawings, photos and graphics used are for illustrative purposes only.

Functions

 Plus/Minus Control

 Percent Weighing

 Totalizing


 Parts counting

 Internal battery

 Peak hold

 Newton unit measurement

 GLP Procedures

 Animal weighing

 ALIBI Memory

Datasheet

Maximum capacity [Max]	3/6 kg
Minimum load	20 g
Readability [d]	1/2 g
Verification unit [e]	1/2 g
Tare range	-6 kg
OIML Class	III

Physical parameters	
Display	LCD (backlit)
Weighing pan dimensions	300×300 mm
Packaging dimensions	570×390×170 mm
Net weight	5,3 kg
Gross weight	6,6 kg
Construction	
Protection class	IP 65 construction, IP 43 indicator
Construction	mild steel St3S
Weighing pan material	Stainless steel AISI304
Communication interface	
Communication interface	RS232
Optional interfaces	RS232
Power supply	
Power supply	100 – 240 V AC 50/60 Hz and battery
Power consumption max.	5 W
Operation time on batteries	max 8h
Operating temperature	
Operating temperature	-10 ÷ +40 °C
Storage temperature	
Storage temperature	-10 ÷ +50 °C
Relative humidity	
Relative humidity	10% ÷ 85% RH no condensation
Indicator	
Indicator	C315



Extra payment for verification



Accessories

Antivibration tables
 Power Adapters
 RS 232 cables (scale - printer)
 Cigarette lighter receptacle power supply cables
 Displays
 RS 232, RS 485 cables
 RS 232 – Ethernet Converter

AP2-1 Current Loop Unit
 RS 232, RS 485 cables
 RS 232 – USB Converter
 RS 232 cables (scale - printer)
 RS 232 – RS 485 Converter
 Receipt Printer
 Stands, wall mounting kits and mounting brackets

Software

- RAD Key [WX-010-0005]
- Scale Editor - EWAG 2.1 [WX-010-0173]

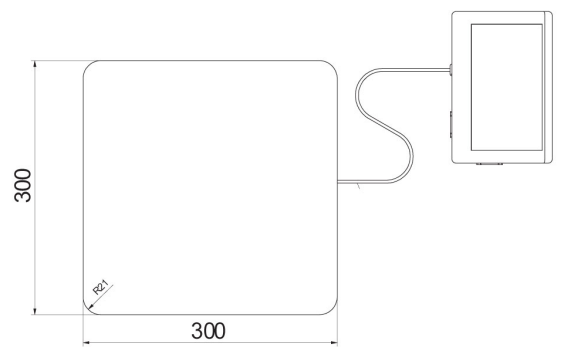
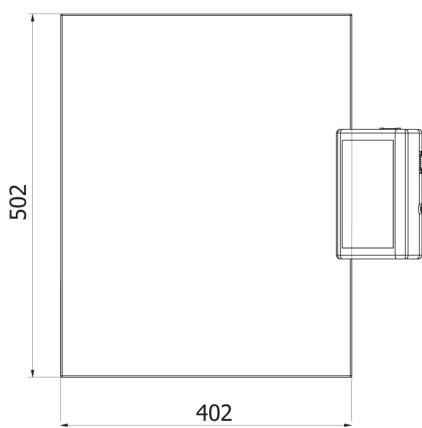
- R Panel [WX-010-0187]

Device dimensions



C315.F1.M

C315.F1.R



C315.C2.M

C315.C2.K