



More information on the website
radwag.com/us/info,w1,GC0

WLC 60/120/C2/R Precision Balance



The drawings, photos and graphics used are for illustrative purposes only.

Functions

 Plus/Minus Control

 Percent Weighing

 Totalizing

 Parts counting

 Internal battery

 Peak hold

 Newton unit measurement

Datasheet

Maximum capacity [Max]	60 / 120 kg
Minimum load	-
Readability [d]	1 / 2 g
Verification unit [e]	-
Tare range	-120 kg
Repeatability	1 g
Linearity	±3 / 6 g
Stabilization time	3 s
Adjustment	external
OIML Class	-

Physical parameters	
Leveling system	manual
Display	LCD (backlit)
Weighing pan dimensions	400×500 mm
Packaging dimensions	720×620×210 mm
Net weight	12,5 kg
Gross weight	15 kg
Construction	
Protection class	IP 43
Communication interface	RS232
Power supply	Adapter: 100 – 240V AC 50/60Hz 0,6A; 12V DC 1,2A Balance: 10 – 15VDC 0,6A max
Operation time on batteries	10 h (average time)
Operating temperature	+15 – +30 °C
Relative humidity	10% – 85% RH no condensation



Accessories

Antivibration tables
 Power Adapters
 RS 232 cables (scale - printer)
 Cigarette lighter receptacle power supply cables
 Displays
 RS 232, RS 485 cables
 RS 232 – Ethernet Converter

AP2-1 Current Loop Unit
 RS 232, RS 485 cables
 RS 232 – USB Converter
 RS 232 cables (scale - printer)
 RS 232 – RS 485 Converter
 Receipt Printer

Software

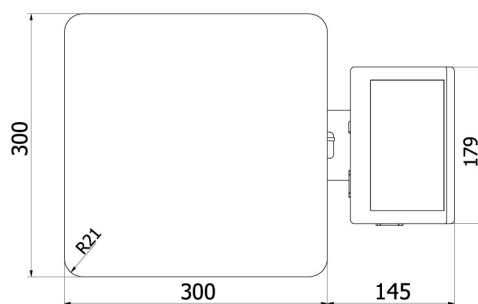
- RAD Key [WX-010-0005]
- Scale Editor - EWAG 2.1 [WX-010-0173]

- R Panel [WX-010-0187]

Device dimensions

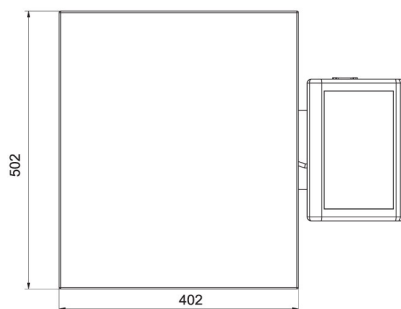
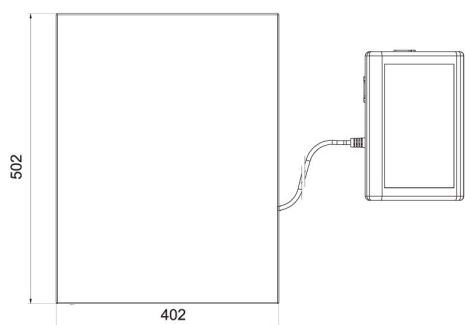
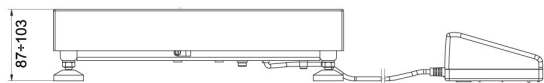


WLC A2



WLC F1/K

WLC F1/R



WLC C2/K

WLC C2/R