



More information on the website  
[radwag.com/us/info,w1,FHD](http://radwag.com/us/info,w1,FHD)

# C315.300.C3.M Load Cell Platform Scale



The drawings, photos and graphics used are for illustrative purposes only.

## Functions

 Plus/Minus Control


 Percent Weighing

 Totalizing

 Parts counting

 Internal battery

 Peak hold

 Newton unit measurement

 GLP Procedures

 Animal weighing

 ALIBI Memory

## Datasheet

Maximum capacity [Max]	300 kg
Minimum load	2 kg
Readability [d]	100 g
Verification unit [e]	100 g
Tare range	-300 kg
Max readability for non-verified scale	10 g
OIML Class	III

Physical parameters	
Display	LCD (backlit)
Weighing pan dimensions	500×700 mm
Packaging dimensions	730×800×270 mm
Net weight	23,4 kg
Gross weight	27,2 kg
Construction	
Protection class	IP 65 construction, IP 43 indicator
Construction	mild steel St3S
Weighing pan material	Stainless steel AISI304
Communication interface	RS232
Optional interfaces	RS232
Power supply	100 – 240 V AC 50/60 Hz and battery
Power consumption max.	5 W
Operation time on batteries	max 8h
Operating temperature	-10 ÷ +40 °C
Storage temperature	-10 ÷ +50 °C
Relative humidity	10% ÷ 85% RH no condensation
Indicator	C315



Extra payment for verification



## Accessories

### Power Adapters

RS 232 cables (scale - printer)

Cigarette lighter receptacle power supply cables

Displays

Displays

RS 232, RS 485 cables

Antivibration tables

RS 232 – Ethernet Converter

### AP2-1 Current Loop Unit

RS 232, RS 485 cables

RS 232 – USB Converter

RS 232 cables (scale - printer)

RS 232 – RS 485 Converter

Receipt Printer

Stands, wall mounting kits and mounting brackets

## Software

• RAD Key [WX-010-0005]

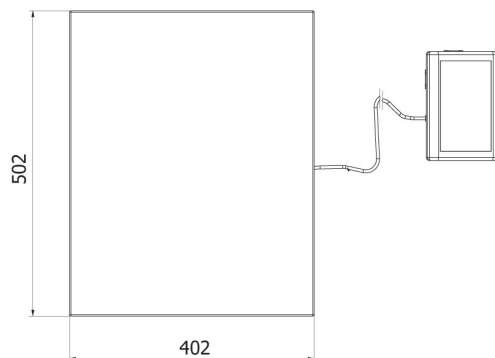
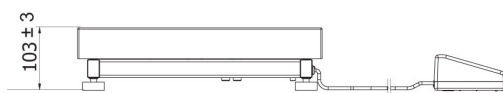
• Scale Editor - EWAG 2.1 [WX-010-0173]

• R Panel [WX-010-0187]


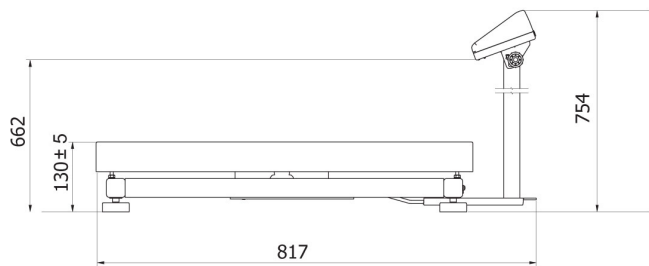
## Device dimensions




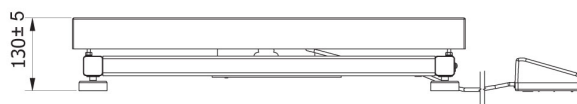
C315.C2.R



C315.C2.K



C315.C3.M



C315.C3.K