



More information on the website
radwag.com/pl/info,w1,EL5

Szafka 153 przeciwpodmuchowa



Użyte rysunki, zdjęcia, grafiki mają charakter poglądowy.

Dane techniczne

Parametry fizyczne

Wymiar

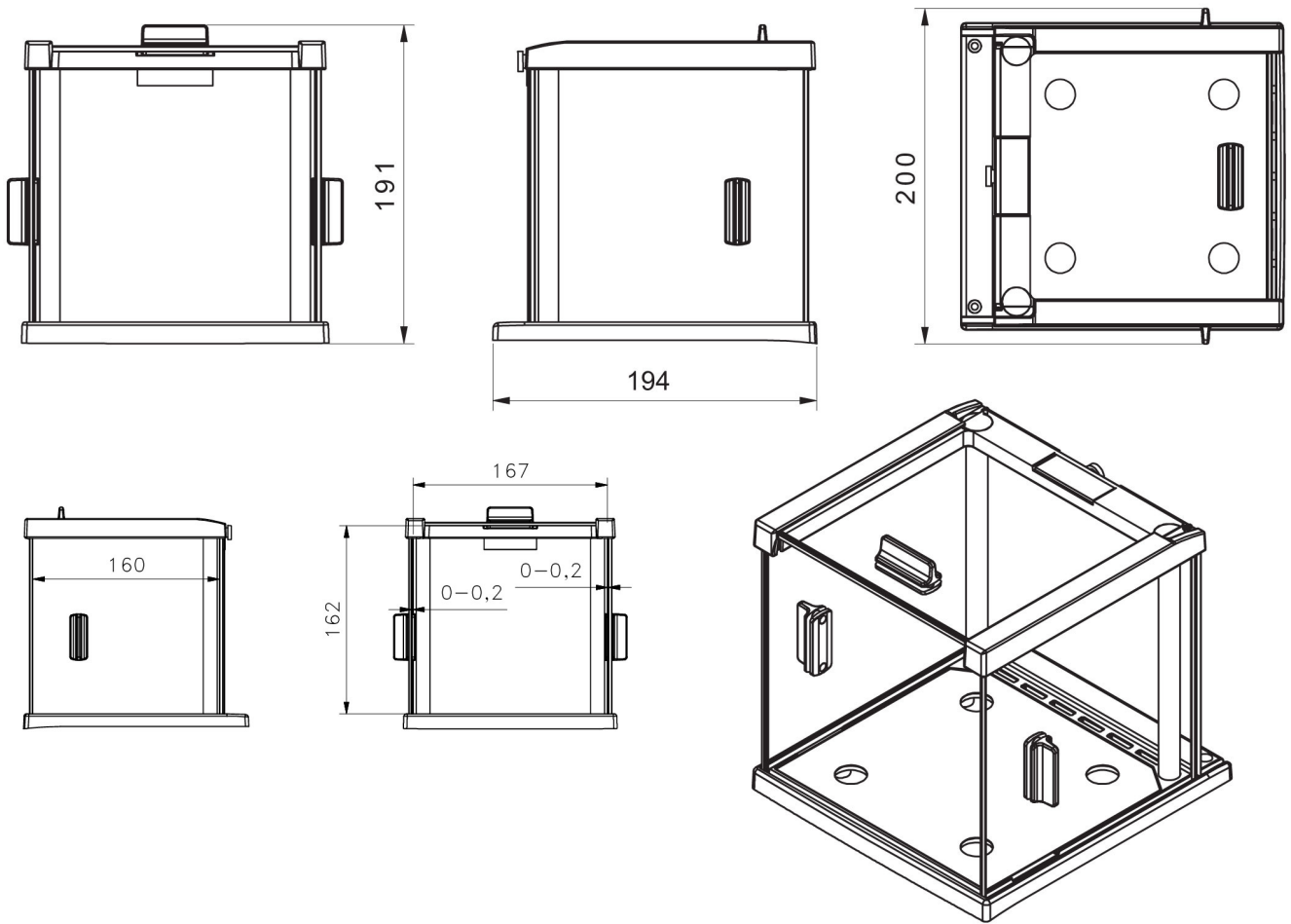
194x200x191 mm

Pasuje do

Wagi PS 5Y do KTP
Waga precyzyjna PS X7
Waga precyzyjna PS 5Y
Waga precyzyjna PS X2

Waga precyzyjna PS R1
Wagi PS X7 do KTP
Waga precyzyjna PS R2
Wagi PS X2 do KTP

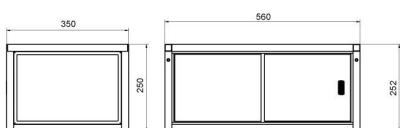
Wymiary urządzenia



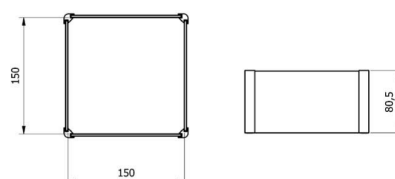


Anti-draft chamber for balances with 128x128 mm weighing pan

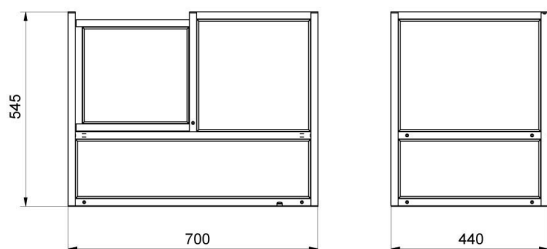
Anti-draft chamber for X2 and R2 precision balances



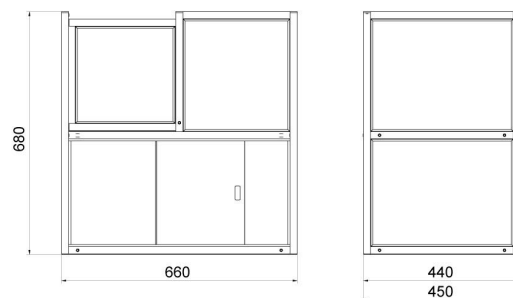
Anti-draft chamber for microbalances



Draft shield for precision balances



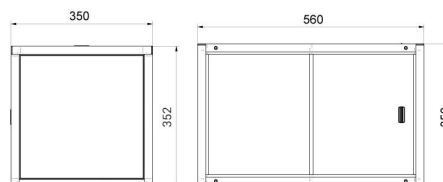
Anti-draft chamber for APP-00-SK mass comparators



Anti-draft chamber for APP-KO-SK mass comparators



Anti-draft chamber for WAY-KO mass comparators



Anti-draft chamber for XA 5Y / XA 5Y.A balances