



More information on the website
radwag.com/us/info,w1,CYQ

C315.30/60.C2.R Load Cell Platform Scale



The drawings, photos and graphics used are for illustrative purposes only.

Functions

Plus/Minus Control

Percent Weighing

Totalizing

Parts counting

Internal battery

Peak hold

Newton unit measurement

GLP Procedures

Animal weighing

ALIBI Memory

Datasheet

Maximum capacity [Max]	30/60 kg
Minimum load	200 g
Readability [d]	10/20 g
Verification unit [e]	10/20 g
Tare range	-60 kg
OIML Class	III

Physical parameters	
Display	LCD (backlit)
Weighing pan dimensions	400×500 mm
Packaging dimensions	720×620×210 mm
Net weight	12,5 kg
Gross weight	15 kg
Construction	
Protection class	IP 65 construction, IP 43 indicator
Construction	mild steel St3S
Weighing pan material	Stainless steel AISI304
Communication interface	RS232
Optional interfaces	RS232
Power supply	100 – 240 V AC 50/60 Hz and battery
Power consumption max.	5 W
Operation time on batteries	max 8h
Operating temperature	-10 ÷ +40 °C
Storage temperature	-10 ÷ +50 °C
Relative humidity	10% ÷ 85% RH no condensation
Indicator	C315



Extra payment for verification



Accessories

Antivibration tables
 Power Adapters
 RS 232 cables (scale - printer)
 Cigarette lighter receptacle power supply cables
 Displays
 RS 232, RS 485 cables
 RS 232 – Ethernet Converter

AP2-1 Current Loop Unit
 RS 232, RS 485 cables
 RS 232 – USB Converter
 RS 232 cables (scale - printer)
 RS 232 – RS 485 Converter
 Receipt Printer
 Stands, wall mounting kits and mounting brackets

Software

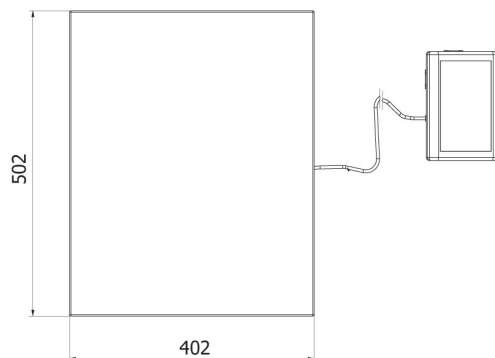
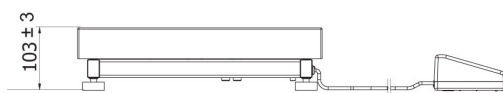
- RAD Key [WX-010-0005]
- Scale Editor - EWAG 2.1 [WX-010-0173]

- R Panel [WX-010-0187]


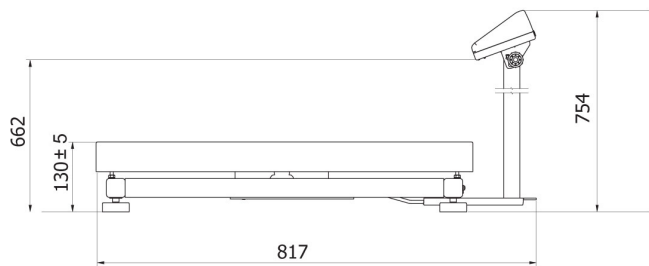
Device dimensions




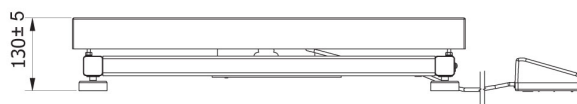
C315.C2.R



C315.C2.K



C315.C3.M



C315.C3.K