



More information on the website  
[radwag.com/en/info,w1,CB1](http://radwag.com/en/info,w1,CB1)

# C315.4P 600.C Pallet Scale



The drawings, photos and graphics used are for illustrative purposes only.

## Functions

 Plus/Minus Control

 Percent Weighing

 Totalizing

 Parts counting

 Internal battery

 Peak hold

 Newton unit measurement

 GLP Procedures

 Animal weighing

 ALIBI Memory

## Datasheet

Metrological parameters	
Maximum capacity [Max]	600 kg
Minimum load	4 kg
Readability [d]	200 g
Tare range	-600 kg
Max readability for non-verified scale	200 g
OIML Class	III

Physical parameters	
Display	LCD (backlit)
Cable length	3 m
Weighing pan dimensions	840×1200 mm
Device dimensions	1322×840×85 mm
Packaging dimensions	1400×900×430 mm
Scale mass with indicator	43 kg
Construction	
Protection class	IP 65 construction, IP 67 cell, IP 43 terminal
Communication interface	
Communication interface	RS232
Optional interfaces	RS232
Electrical parameters	
Power supply	100 – 240 V AC 50/60 Hz and battery
Power consumption max.	5 W
Operation time on batteries	max 8h
Environmental conditions	
Operating temperature	-10 – +40 °C
Relative humidity	10% – 85% RH no condensation



Extra payment for verification



## Accessories

### Power Adapters

RS 232 cables (scale - printer)

Stands, wall mounting kits and mounting brackets

Cigarette lighter receptacle power supply cables

Displays

Displays

RS 232, RS 485 cables

RS 232 – Ethernet Converter

AP2-1 Current Loop Unit

RS 232, RS 485 cables

RS 232 – USB Converter

RS 232 cables (scale - printer)

RS 232 – RS 485 Converter

Receipt Printer

## Software

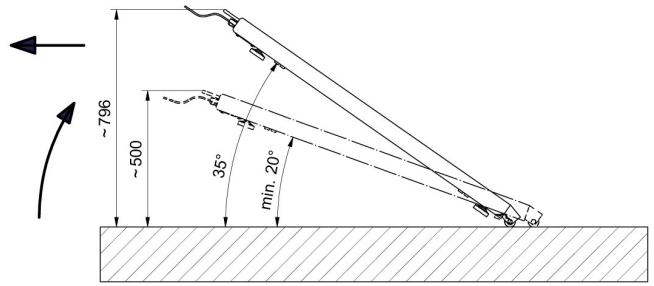


• RAD Key [WX-010-0005]

• R-Lab [WX-010-0080]

• R-Panel [WX-010-0187]

• Scale Editor 2.1 [WX-010-0173]

## Device dimensions



Transport of the pallet scale using casters and handles.