



More information on the website
radwag.com/us/info,w1,BWK

C315.60/150.C3.K Load Cell Platform Scale



The drawings, photos and graphics used are for illustrative purposes only.

Functions

 Plus/Minus Control

 Percent Weighing

 Totalizing

 Parts counting

 Internal battery

 Peak hold

 Newton unit measurement

 GLP Procedures

 Animal weighing

 ALIBI Memory

Datasheet

Maximum capacity [Max]	60/150 kg
Minimum load	400 g
Readability [d]	20/50 g
Verification unit [e]	20/50 g
Tare range	-150 kg
OIML Class	III

Physical parameters	
Display	LCD (backlit)
Weighing pan dimensions	500×700 mm
Packaging dimensions	730×800×270 mm
Net weight	20,5 kg
Gross weight	26,8 kg
Cable length	2,5 m
Indicator	C315
Construction	
Protection class	IP 65 construction, IP 43 indicator
Construction	mild steel St3S
Weighing pan material	Stainless steel AISI304
Communication interface	RS232
Optional interfaces	RS232
Power supply	100 – 240 V AC 50/60 Hz and battery
Power consumption max.	5 W
Operation time on batteries	max 8h
Operating temperature	-10 ÷ +40 °C
Storage temperature	-10 ÷ +50 °C
Relative humidity	10% ÷ 85% RH no condensation



Extra payment for verification



Accessories

Antivibration tables
 Power Adapters
 RS 232 cables (scale - printer)
 Stands, wall mounting kits and mounting brackets
 Cigarette lighter receptacle power supply cables
 Displays
 Displays
 RS 232, RS 485 cables

RS 232 – Ethernet Converter
 AP2-1 Current Loop Unit
 RS 232, RS 485 cables
 RS 232 – USB Converter
 RS 232 cables (scale - printer)
 RS 232 – RS 485 Converter
 Receipt Printer

Software

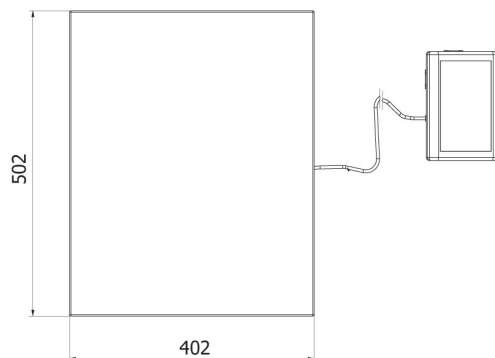
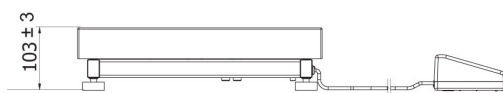
- RAD Key [WX-010-0005]
- Scale Editor - EWAG 2.1 [WX-010-0173]

- R Panel [WX-010-0187]


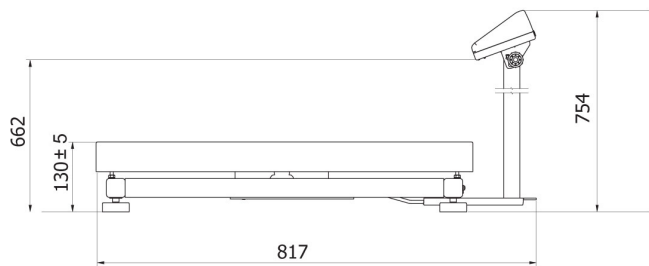
Device dimensions



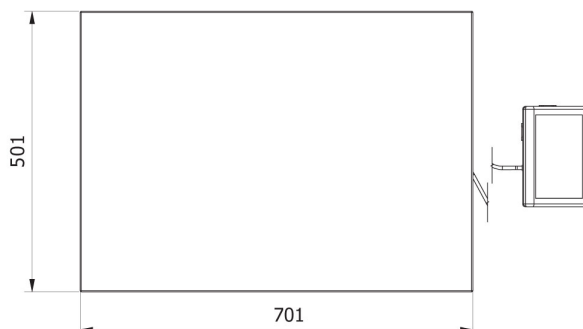
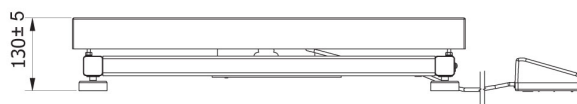
C315.C2.R



C315.C2.K



C315.C3.M



C315.C3.K