




More information on the website  
[radwag.com/de/info,w1,ASD](https://radwag.com/de/info,w1,ASD)

# Wägeplattform PL/4/600/H7



The drawings, photos and graphics used are for illustrative purposes only.

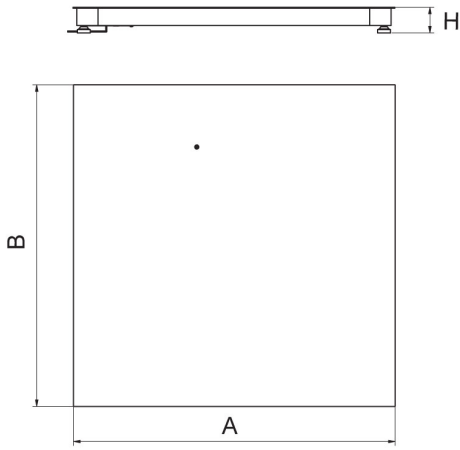
## Technische Daten

Messtechnische Parameter	
Wägebereich [Max]	600 kg
Zifferschritt [d]	200 g
Konstruktion	
Schutzart	IP 68
Konstruktion	Edelstahl AISI304
Waageschale	Edelstahl AISI304
Physikalische Parameter	
Waageschale	1000×1000 mm
Höhe Wägeplattform	88 mm



## Zubehör

## Abmessungen des Geräts



Platform	A	B	H
PLC/4/C6	800	800	120 ±10
PLC/4/C7	1000	1000	120 ±10
PLC/4/C8	1200	1200	120 ±10
PLC/4/C8/9	1200	1500	120 ±10
PLC/4/C9	1500	1500	120 ±10
PLC/4/C10	1500	2000	120 ±10
PLC/4/C11	2000	2000	120 ±10

dimensions in mm

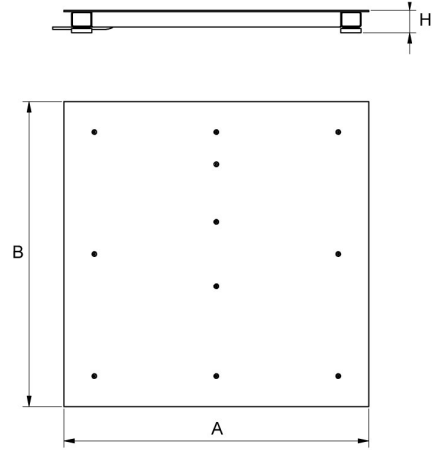
PLC/4/C



PL/4/H6/Z  
 PL/4/H7/Z  
PL/4/H8/Z



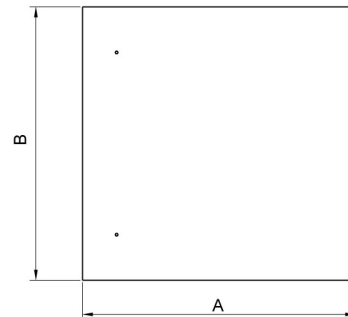
PL/4/H8/9/Z  
 PL/4/H9/Z  
PL/4/H10/Z



Platform	A	B	H
PL/4/H6	800	800	88 ±2
PL/4/H7	1000	1000	88 ±2
PL/4/H8	1200	1200	88 ±2
PL/4/H8/9	1200	1500	88 ±2
PL/4/H9	1500	1500	88 ±2
PL/4/H10	1500	2000	111 ±2

dimensions in mm

PL/4/H



Platform	A	B	H
PL/4/H6/Z	800	800	88 ±2
PL/4/H7/Z	1000	1000	88 ±2
PL/4/H8/Z	1200	1200	88 ±2
PL/4/H8/9/Z	1200	1500	88 ±2
PL/4/H9/Z	1500	1500	88 ±2
PL/4/H10/Z	1500	2000	111 ±2

dimensions in mm

PL/4/H/Z