



More information on the website  
[radwag.com/us/info,w1,910](http://radwag.com/us/info,w1,910)

# WLC 60/C2/R Precision Balance





The drawings, photos and graphics used are for illustrative purposes only.


## Functions


 Plus/Minus Control


 Percent Weighing

 Totalizing

 Parts counting

 Internal battery

 Peak hold

 Newton unit measurement

## Datasheet

Maximum capacity [Max]	60 kg
Minimum load	50 g
Readability [d]	1 g
Verification unit [e]	10 g
Tare range	-60 kg
Repeatability	1 g
Linearity	±3 g
Stabilization time	3 s
Adjustment	-
OIML Class	II

Physical parameters	
Leveling system	manualny
Display	LCD (backlit)
Weighing pan dimensions	400×500 mm
Packaging dimensions	720×620×210 mm
Net weight	12,5 kg
Gross weight	13,5 kg
Construction	
Protection class	IP 43
Communication interface	RS232
Power supply	Adapter: 100 – 240V AC 50/60Hz 0,6A; 12V DC 1,2A Balance: 10 – 15VDC 0,6A max
Operation time on batteries	10 h (average time)
Operating temperature	+15 ÷ +30 °C
Relative humidity	10% ÷ 85% RH no condensation



## Accessories

Antivibration tables  
 Power Adapters  
 RS 232 cables (scale - printer)  
 Cigarette lighter receptacle power supply cables  
 Displays  
 RS 232, RS 485 cables  
 RS 232 – Ethernet Converter

AP2-1 Current Loop Unit  
 RS 232, RS 485 cables  
 RS 232 – USB Converter  
 RS 232 cables (scale - printer)  
 RS 232 – RS 485 Converter  
 Receipt Printer

## Software

- RAD Key [WX-010-0005]
- Scale Editor - EWAG 2.1 [WX-010-0173]

- R Panel [WX-010-0187]

## Device dimensions



WLC A2



WLC F1/K

WLC F1/R



WLC C2/K

WLC C2/R