



More information on the website
radwag.com/en/info,w1,7ZM

WTC 600 Precision Balance





The drawings, photos and graphics used are for illustrative purposes only.

Functions

 Plus/Minus Control

 Percent Weighing

 Parts counting

 Peak hold

 GLP Procedures

 ALIBI Memory

Datasheet

Metrological parameters	
Maximum capacity [Max]	600 g
Minimum load	0.5 g
Readability [d]	0.01 g
Verification unit [e]	0.1 g
Tare range	-600 g
Repeatability	0.01 g
Linearity	±0.02 g
Stabilization time	2 s
Adjustment	external

Metrological parameters	
OIML Class	II
Physical parameters	
Leveling system	manual
Display	LCD (backlit)
Weighing pan dimensions	128×128 mm
Packaging dimensions	330×230×140 mm
Net weight	1.17 kg
Gross weight	2 kg
Construction	
Protection class	IP 43
Communication interface	
Communication interface	RS232, USB-A, USB-B
Electrical parameters	
Power supply	Adapter: 100 – 240V AC 50/60Hz 0.6A; 12V DC 1.2A Balance: 10 – 15VDC 0.6A max
Operation time on batteries	15 h (average time)
Environmental conditions	
Operating temperature	+15 – +30 °C

Repeatability is expressed as a standard deviation from 10 weighing cycles.

Stabilization time depends on the ambient conditions and the dynamics of weighing pan loading; specified for FAST profile.



Accessories

Antivibration Tables
 Power Adapters
 RS 232 cables (scale - printer)
 Cigarette lighter receptacle power supply cables
 Displays

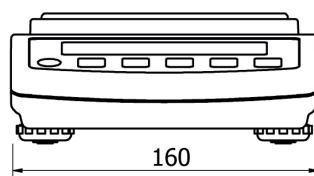
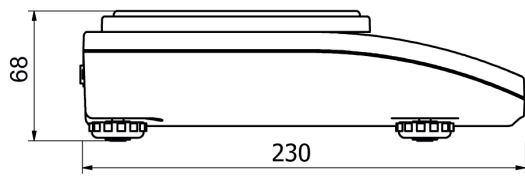
RS 232, RS 485 cables
 Receipt Printer
 RS 232, RS 485 cables
 RS 232 cables (scale - printer)

Software

- RAD Key [WX-010-0005]
- Alibi Reader [WX-010-0114]
- Scale Editor 2.1 [WX-010-0173]

- R-Panel [WX-010-0187]
- R-Lab [WX-010-0080]

Device dimensions



WTC: $d = 0.01 \text{ g}$, $d = 0.1 \text{ g}$