



More information on the website
radwag.com/en/info,w1,7K3

H315.4.300/600.H7/Z Stainless Steel Platform Scale, Pit Version



The drawings, photos and graphics used are for illustrative purposes only.

Functions



Plus/Minus Control



Percent Weighing



Totalizing



Parts counting



Internal battery



Peak hold



Newton unit measurement



Animal weighing

Datasheet

| Metrological parameters | |
|-------------------------|---------------|
| Maximum capacity [Max] | 300 / 600 kg |
| Minimum load | 2 kg |
| Readability [d] | 100 / 200 g |
| Tare range | -600 kg |
| OIML Class | III |
| Physical parameters | |
| Display | LCD (backlit) |
| Cable length | 3 m |
| Weighing pan dimensions | 1000×1000 mm |

| Physical parameters | |
|-------------------------------------|---|
| Weighing platform height | 88 mm |
| Packaging dimensions | 1200×1200×530 mm |
| Scale mass with indicator and frame | 105 kg |
| Construction | |
| Protection class | IP 68 construction, IP 68 (1h max)/69 terminal |
| Communication interface | |
| Communication interface | RS232, USB |
| Optional interfaces | RS232 or RS485 or 4IN/4OUT or Ethernet or analog output 4-20 mA |
| Electrical parameters | |
| Power supply | 100 – 240 V AC 50/60 Hz |
| Optional power supply | internal rechargeable battery |
| Operation time on batteries | max 7h |
| Environmental conditions | |
| Operating temperature | -10 – +40 °C |
| Relative humidity | 10% – 85% RH no condensation |



Extra payment for verification



Accessories

RS 232 cables (scale - printer)
 Displays
 RS 232 cables (scale - Ethernet)
 RS 232, RS 485 cables
 RS 232 – Ethernet Converter
 USB adapter

Receipt Printer
 USB cable (scale - printer)
 Stands, wall mounting kits and mounting brackets
 RS 232 – USB Converter
 RS 232, RS 485 cables

Software

- RAD Key [WX-010-0005]
- R-Lab [WX-010-0080]

- R-Panel [WX-010-0187]
- Scale Editor 2.1 [WX-010-0173]

Device dimensions

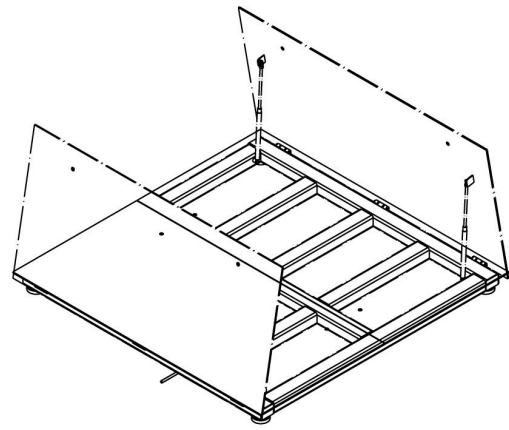


Single-leaf platform:

H315.4.H6/Z

H315.4.H7/Z

H315.4.H8/Z

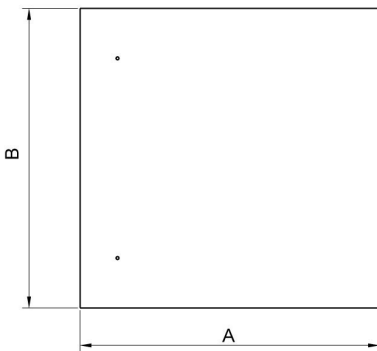
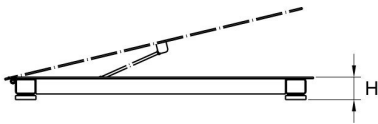


Double-leaf platform:

H315.4.H8/9/Z

H315.4.H9/Z

H315.4.H10/Z



| Scale type | A | B | H |
|------------------------|------|------|--------|
| H315.4.150-600.H6/Z | 800 | 800 | 88±2 |
| H315.4.150-1500.H7/Z | 1000 | 1000 | 88±2 |
| H315.4.300-1500.H8/Z | 1200 | 1200 | 88 ±2 |
| H315.4.3000.H8/Z | 1200 | 1200 | 111 ±2 |
| H315.4.300-1500.H8/9/Z | 1200 | 1500 | 88 ±2 |
| H315.4.3000.H8/9/Z | 1200 | 1500 | 111 ±2 |
| H315.4.300-1500.H9/Z | 1500 | 1500 | 88 ±2 |
| H315.4.3000-6000.H9/Z | 1500 | 1500 | 111 ±2 |
| H315.4.600-6000.H10/Z | 1500 | 2000 | 111 ±2 |

dimensions in mm