



More information on the website
radwag.com/us/info,w1,5W1

WTC 2000 Precision Balance




The drawings, photos and graphics used are for illustrative purposes only.

Functions


 Plus/Minus Control

 Percent Weighing

 Parts counting

 Peak hold

 GLP Procedures

 ALIBI Memory

Datasheet

Maximum capacity [Max]	2000 g
Readability [d]	0,01 g
Tare range	-2000 g
Repeatability	0,01 g
Linearity	±0,03 g
Stabilization time	2 s
Adjustment	external
Physical parameters	
Leveling system	manual

Physical parameters	
Display	LCD (backlit)
Weighing pan dimensions	128×128 mm
Packaging dimensions	330×230×140 mm
Net weight	1,17 kg
Gross weight	2 kg
Construction	
Protection class	IP 43
Communication interface	RS232, USB-A, USB-B
Power supply	Adapter: 100 – 240V AC 50/60Hz 0,6A; 12V DC 1,2A Balance: 10 – 15VDC 0,6A max
Operation time on batteries	15 h (average time)
Operating temperature	+15 – +35 °C



Accessories

Antivibration tables
 Power Adapters
 RS 232 cables (scale - printer)
 Cigarette lighter receptacle power supply cables
 Displays

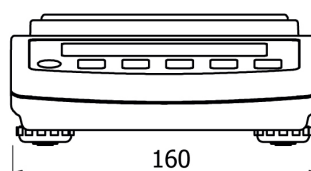
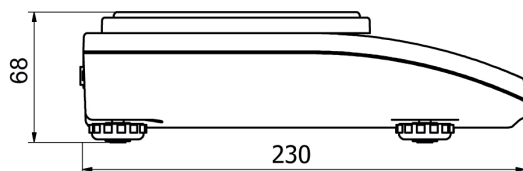
RS 232, RS 485 cables
 Receipt Printer
 RS 232, RS 485 cables
 RS 232 cables (scale - printer)

Software

• RAD Key [WX-010-0005]
 • Alibi Reader PC Software [WX-010-0114]

• R Panel [WX-010-0187]
 • Scale Editor - EWAG 2.1 [WX-010-0173]

Device dimensions



WTC: $d = 0.01 \text{ g}$, $d = 0.1 \text{ g}$