



More information on the website
radwag.com/en/info,w1,44G

WLC 6/F1/R Precision Balance



The drawings, photos and graphics used are for illustrative purposes only.

Functions

 Plus/Minus Control

 Percent Weighing

 Totalizing

 Parts counting

 Internal battery

 Peak hold

 Newton unit measurement

Datasheet

Metrological parameters	
Maximum capacity [Max]	6 kg
Minimum load	5 g
Readability [d]	0.1 g
Verification unit [e]	1 g
Tare range	-6 kg
Repeatability	0.1 g
Linearity	±0.2 g
Stabilization time	3 s
OIML Class	II

Physical parameters	
Leveling system	manual
Display	LCD (backlit)
Weighing pan dimensions	300×300 mm
Packaging dimensions	570×390×170 mm
Net weight	5.2 kg
Gross weight	5.5 kg
Construction	
Protection class	IP 43
Communication interface	
Communication interface	RS232
Electrical parameters	
Power supply	Adapter: 100 – 240V AC 50/60Hz 0.6A; 12V DC 1.2A Balance: 10 – 15VDC 0.6A max
Operation time on batteries	10 h (average time)
Environmental conditions	
Operating temperature	+15 ÷ +30 °C
Relative humidity	10% ÷ 85% RH no condensation

Repeatability is expressed as a standard deviation from 10 weighing cycles.

Stabilization time depends on the ambient conditions and the dynamics of weighing pan loading; specified for FAST profile.



Accessories

Antivibration Tables
Power Adapters
RS 232 cables (scale - printer)
Cigarette lighter receptacle power supply cables
Displays
RS 232, RS 485 cables
RS 232 – Ethernet Converter

AP2-1 Current Loop Unit
RS 232, RS 485 cables
RS 232 – USB Converter
RS 232 cables (scale - printer)
RS 232 – RS 485 Converter
Receipt Printer

Software

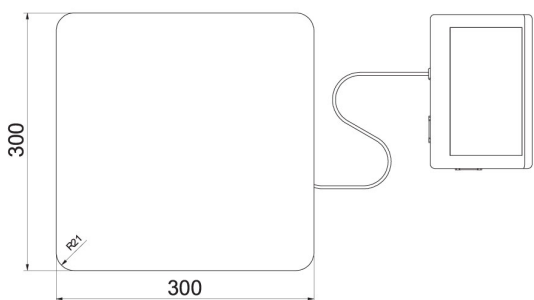
- RAD Key [WX-010-0005]
- R-Lab [WX-010-0080]

- R-Panel [WX-010-0187]
- Scale Editor 2.1 [WX-010-0173]

Device dimensions

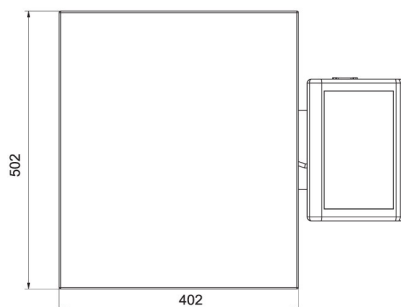
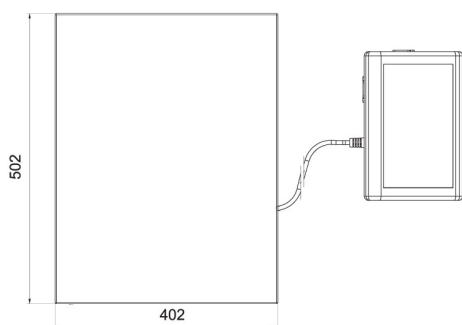


WLC A2



WLC F1/K

WLC F1/R



WLC C2/K

WLC C2/R