



More information on the website
radwag.com/us/info,w1,43Z

WLC 6/12/F1/K Precision Balance

WL-214-1032




The drawings, photos and graphics used are for illustrative purposes only.

Functions

 Plus/Minus Control

 Percent Weighing

 Totalizing

 Parts counting

 Internal battery

 Peak hold

 Newton unit measurement

Datasheet

Maximum capacity [Max]	6 / 12 kg
Minimum load	- g
Readability [d]	0,1 / 0,2 g
Verification unit [e]	- g
Tare range	-12 kg
Repeatability	0,1 / 0,2 g
Linearity	±0,2 / 0,6 g
Stabilization time	3 s
Adjustment	-
OIML Class	II

Physical parameters	
Leveling system	manual
Display	LCD (backlit)
Weighing pan dimensions	300×300 mm
Packaging dimensions	570×390×170 mm
Net weight	5,2 kg
Gross weight	6 kg
Construction	
Protection class	IP 43
Communication interface	RS232
Power supply	Adapter: 100 – 240V AC 50/60Hz 0,6A; 12V DC 1,2A Balance: 10 – 15VDC 0,6A max
Operation time on batteries	10 h (average time)
Operating temperature	+15 – +30 °C
Relative humidity	10% – 85% RH no condensation



Accessories (Additional Fee)

Antivibration tables
 Power Adapters
 RS 232 cables (scale - printer)
 Stands, wall mounting kits and mounting brackets
 Cigarette lighter receptacle power supply cables
 Displays
 RS 232, RS 485 cables

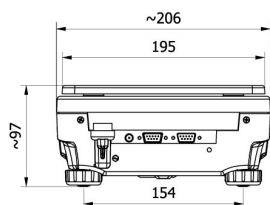
RS 232 – Ethernet Converter
 AP2-1 Current Loop Unit
 RS 232, RS 485 cables
 RS 232 – USB Converter
 RS 232 cables (scale - printer)
 RS 232 – RS 485 Converter
 Receipt Printer

Software (Additional Fee)

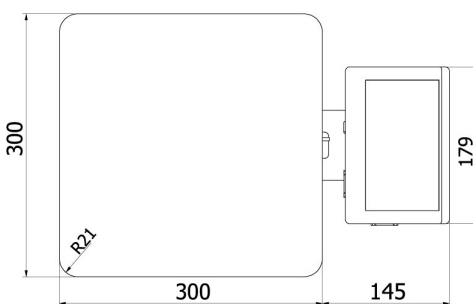
- RAD Key [WX-010-0005]
- Scale Editor - EWAG 2.1 [WX-010-0173]

- R Panel [WX-010-0187]

Device dimensions

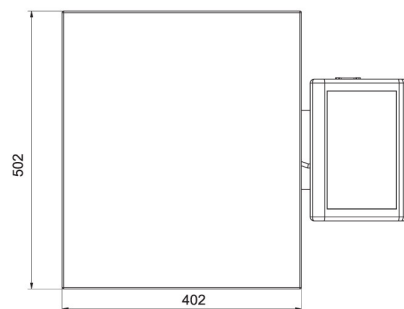
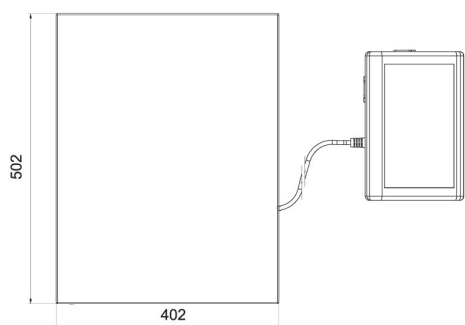


WLC A2



WLC F1/K

WLC F1/R



WLC C2/K

WLC C2/R