



More information on the website  
radwag.com/en/info,w1,34K

# C315.15/30.C2.K Load Cell Platform Scale



The drawings, photos and graphics used are for illustrative purposes only.

## Functions

Plus/Minus Control

Percent Weighing

Totalizing

Parts counting

Internal battery

Peak hold

Newton unit measurement

GLP Procedures

Animal weighing

ALIBI Memory

## Datasheet

Metrological parameters	
Maximum capacity [Max]	15/30 kg
Minimum load	100 g
Readability [d]	5/10 g
Verification unit [e]	5/10 g
Tare range	-30 kg
OIML Class	III

Physical parameters	
Display	LCD (backlit)
Weighing pan dimensions	400×500 mm
Packaging dimensions	720×620×210 mm
Net weight	12.5 kg
Gross weight	15 kg
Cable length	2.5 m
Indicator	C315
Construction	
Protection class	IP 65 construction, IP 43 indicator
Construction	mild steel St3S
Weighing pan material	Stainless steel AISI304
Communication interface	
Communication interface	RS232
Optional interfaces	RS232
Electrical parameters	
Power supply	100 – 240 V AC 50/60 Hz and battery
Power consumption max.	5 W
Operation time on batteries	max 8h
Environmental conditions	
Operating temperature	-10 ÷ +40 °C
Storage temperature	-10 ÷ +50 °C
Relative humidity	10% ÷ 85% RH no condensation



Extra payment for verification



## Accessories

Antivibration Tables  
 Power Adapters  
 RS 232 cables (scale - printer)  
 Stands, wall mounting kits and mounting brackets  
 Cigarette lighter receptacle power supply cables  
 Displays  
 Displays  
 RS 232, RS 485 cables

RS 232 – Ethernet Converter  
 AP2-1 Current Loop Unit  
 RS 232, RS 485 cables  
 RS 232 – USB Converter  
 RS 232 cables (scale - printer)  
 RS 232 – RS 485 Converter  
 Receipt Printer

## Software

• RAD Key [WX-010-0005]  
 • R-Lab [WX-010-0080]

• R-Panel [WX-010-0187]  
 • Scale Editor 2.1 [WX-010-0173]

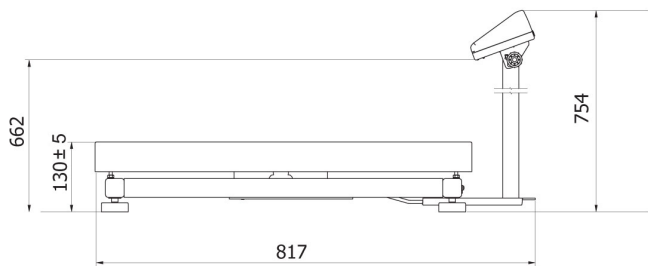
## Device dimensions




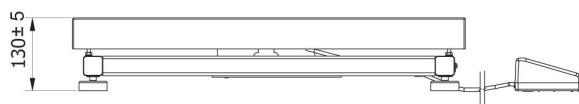
C315.C2.R



C315.C2.K



C315.C3.M



C315.C3.K