



More information on the website  
[radwag.com/en/info,w1,1QC](http://radwag.com/en/info,w1,1QC)


# C315.4.600.C6 Platform Scale





The drawings, photos and graphics used are for illustrative purposes only.

## Functions


 Plus/Minus Control

 Percent Weighing

 Totalizing

 Parts counting

 Internal battery

 Peak hold

 Newton unit measurement

 GLP Procedures

 Animal weighing

 ALIBI Memory

## Datasheet

Metrological parameters	
Maximum capacity [Max]	600 kg
Minimum load	4 kg
Readability [d]	0.2 kg
Tare range	-600 kg
Max readability for non-verified scale	50 g
OIML Class	III

Physical parameters	
Display	LCD (backlit)
Cable length	3 m
Weighing pan dimensions	800×800 mm
Weighing platform height	120 ± 10 mm
Packaging dimensions	900×900×500 mm
Scale mass with indicator	55 kg
Construction	
Protection class	IP 65 construction, IP 43 terminal
Communication interface	
Communication interface	RS232
Optional interfaces	RS232
Electrical parameters	
Power supply	100 – 240 V AC 50/60 Hz and battery
Power consumption max.	5 W
Operation time on batteries	max 8h
Environmental conditions	
Operating temperature	-10 – +40 °C
Relative humidity	10% – 85% RH no condensation



Extra payment for verification



## Accessories

Power Adapters  
 RS 232 cables (scale - printer)  
 Stands, wall mounting kits and mounting brackets  
 Cigarette lighter receptacle power supply cables  
 Displays  
 Frame for embedded scales  
 Ramps  
 Displays

RS 232, RS 485 cables  
 RS 232 – Ethernet Converter  
 AP2-1 Current Loop Unit  
 RS 232, RS 485 cables  
 RS 232 – USB Converter  
 RS 232 cables (scale - printer)  
 RS 232 – RS 485 Converter  
 Receipt Printer

## Software

- RAD Key [WX-010-0005]
- R-Lab [WX-010-0080]

- R-Panel [WX-010-0187]
- Scale Editor 2.1 [WX-010-0173]

## Device dimensions



	A	B	H
C6	800	800	120 ±10
C7	1000	1000	120 ±10
C8	1200	1200	120 ±10
C8/9	1200	1500	120 ±10
C9	1500	1500	120 ±10
6000.C9	1500	1500	160 ±10